



COMPANY PROFILE

Q3 2026





STRONG FOUNDATIONS FOR A SUSTAINABLE FUTURE



Contents

Group	04	Network	07	Solutions	08
Team	16	Equipment	20	Licenses	23
ISO Certificates	25	HSEQ	26	Projects	28

Group

MOFARREH ALHARBI & PARTNERS (MAH) was established in 1977 and has since built a strong legacy as a Saudi owned enterprise operating across contracting and trading sectors.

With decades of industry expertise, MAH delivers comprehensive solutions encompassing project management, project planning, administration, engineering, design, procurement, construction, and testing and commissioning.

The Group operates across a diversified portfolio of sectors, including civil, electrical, mechanical, telecommunications, mining, onshore and offshore works, rental equipment, landscaping, and real estate, among others, as outlined within its service offerings.

Sectors



TERRA FIRMA

TERRA FIRMA is the In-House Ground Engineering Division of Mofarreh Al Harbi & Partners (MAH) Group that provide Design and built ground improvement services using techniques like Dynamic Compaction (DC), Rapid Impact compaction (RIC), Dynamic Replacement (DR), Vibro Compaction (VC), Vibro Replacement (VR/ SC) and Rigid Inclusion (RI).

2000+
Employees

100M
m² Area Improved

9
Countries

2019
Year of Establishment

SAFE

[Sustainable, Advanced, Fast & Economical]
Foundation Solutions



There is no perfect ground improvement solution that fits every soil or project. Our challenge is to provide custom made foundation and soil improvement solutions that meet our clients Budget, Schedule and Quality Standards.

ANAS OURABI
General Manager

Vision

To provide safe and quality work throughout the world, especially in those challenging projects where our experience and core values makes the difference.

Mission

To be contractor of choice for soil improvement works all over the world.

Core Values

- ▶ Technical excellence in Ground Engineering
- ▶ Commitment to safet
- ▶ Strong team and team development
- ▶ Integrity and honesty
- ▶ Encouragement of people creativity and ingenuity



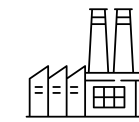
Services

- Foundation Solutions
- Site Preparation
- Fill Compaction
- Deep Foundation
- Grouting
- Earth Retaining Structures

Services

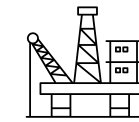
- Existing soil conditions
- Location, schedule & budget
- Type of structure to be built
- Project design criteria

Applications



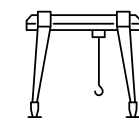
Industrial

Geotechnical solutions are used extensively in industrial projects, where the site's subsurface conditions can impact the construction and performance of industrial facilities.



Oil & Gas

In the oil and gas industry, geotechnical ground engineering services are used to reinforce the soil conditions in which drilling operations will take place.



Infrastructure

In infrastructure projects such as roads, bridges, and tunnels, geotechnical solutions are used to improve the site's soil conditions, properties, and control groundwater levels.



Mixed Use

Ground engineering solutions are used in mixed-use developments, which typically involve a variety of structures, including residential, commercial, and retail buildings. It will reduce the foundation sizes and project execution time.

Activities

- ▶ **DC** - Dynamic Compaction
- ▶ **RIC** - Rapid Impact Compaction
- ▶ **RDC** - Rapid Dynamic Compaction
- ▶ **DR** - Dynamic Replacement
- ▶ **RDR** - Rapid Dynamic Replacement
- ▶ **VDR** - Vibro Dynamic Replacement
- ▶ **RI** - Rigid Inclusion
- ▶ **HEIC** - High Energy Impact Compaction
- ▶ **VC** - Vibro Compaction
- ▶ **VR** - Vibro Replacement
- ▶ **PVD** - Pre-fabricated Vertical Drains

However, it is possible to extend our services to aspect of geotechnical engineering by utilizing the experience of our local partners and alliances.

Such additional services may include but not limited to:

Piling:

- ▶ Bored Piles
- ▶ Auger Cast Piles
- ▶ Micro Piles
- ▶ Driven Piles and Pipes
- ▶ Diaphragm Walls

Grouting:

- ▶ Jet Grouting
- ▶ Compaction Grouting
- ▶ Permeation Grouting

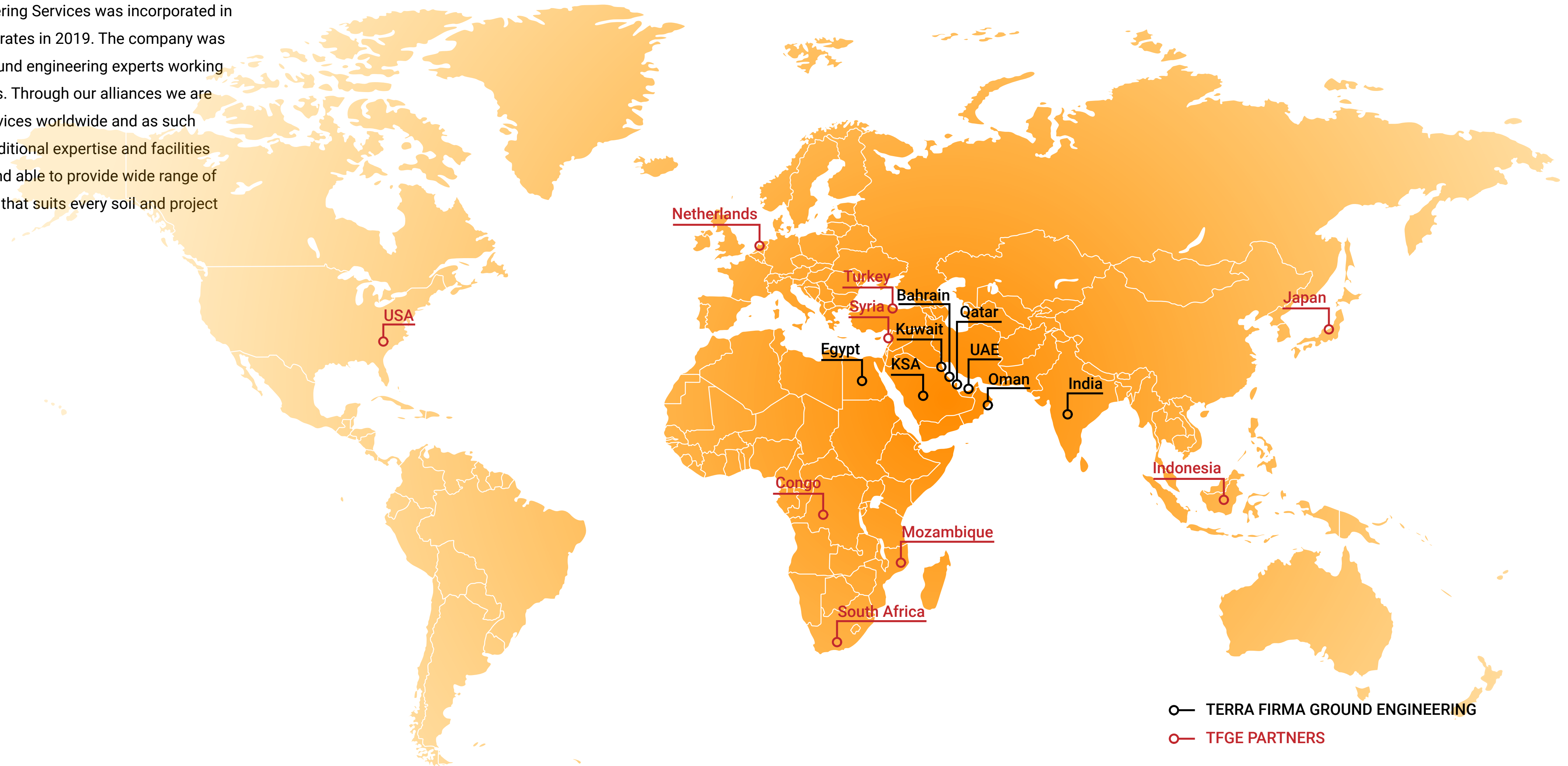
Thrust Boring:

- ▶ Horizontal Drilling
- ▶ Micro Tunneling
- ▶ Pipe Jacking

**Sand Compaction Piles
Instrumentation & Monitoring**

Network

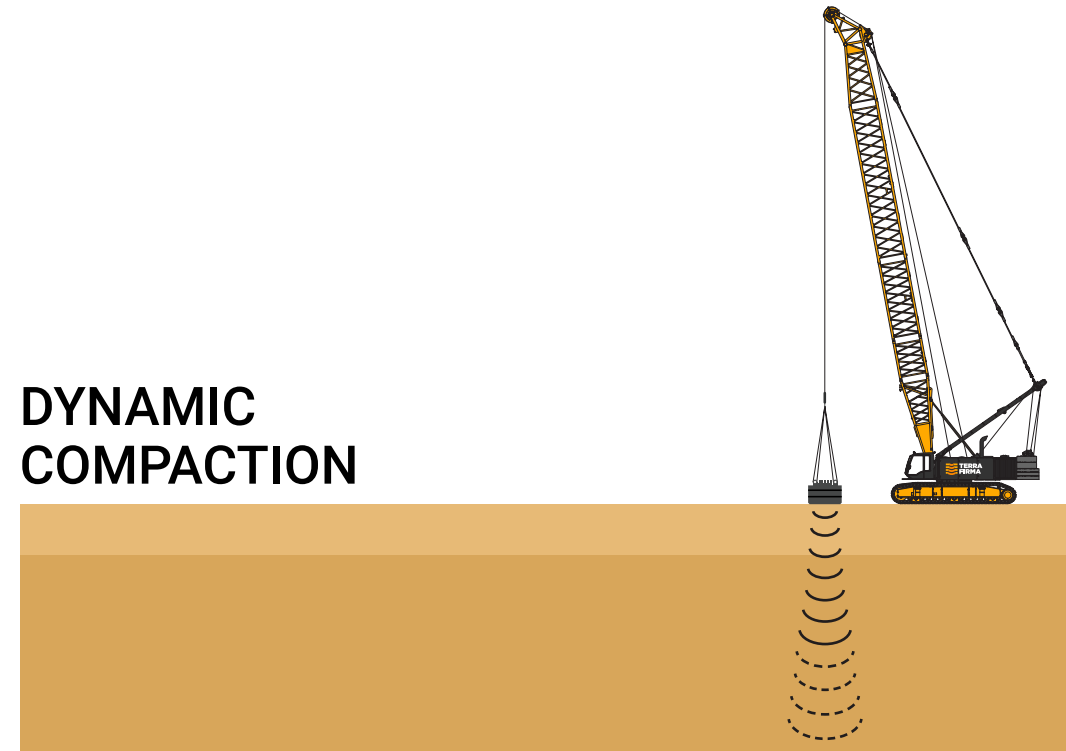
A Foundations Engineering Services was incorporated in Dubai, United Arab Emirates in 2019. The company was formed by team of ground engineering experts working together since 15 years. Through our alliances we are able to provide our services worldwide and as such we benefit from the additional expertise and facilities of our local partners and able to provide wide range of foundation techniques that suits every soil and project need.



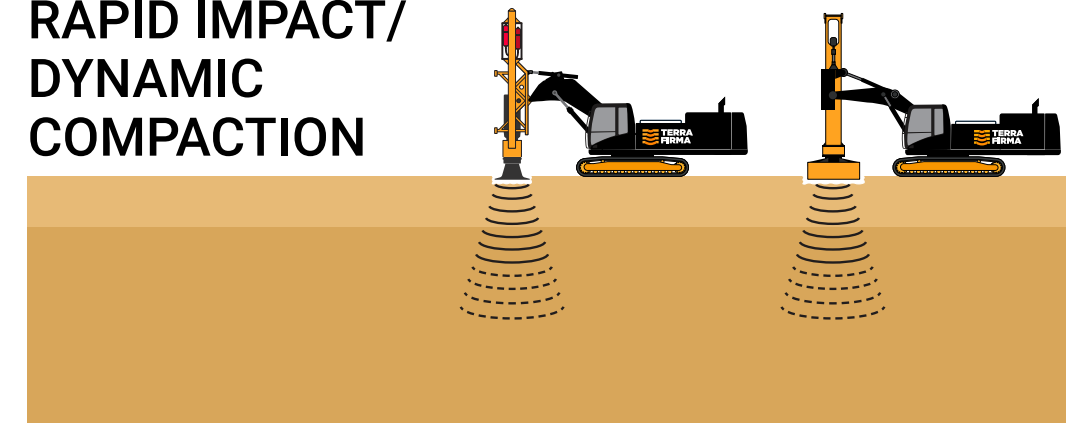
Solutions

There is no perfect ground improvement solution that fits every soil or project. Our challenge is to provide custom made foundation and soil improvement solutions that meet our clients Budget, Schedule and Quality Standards.

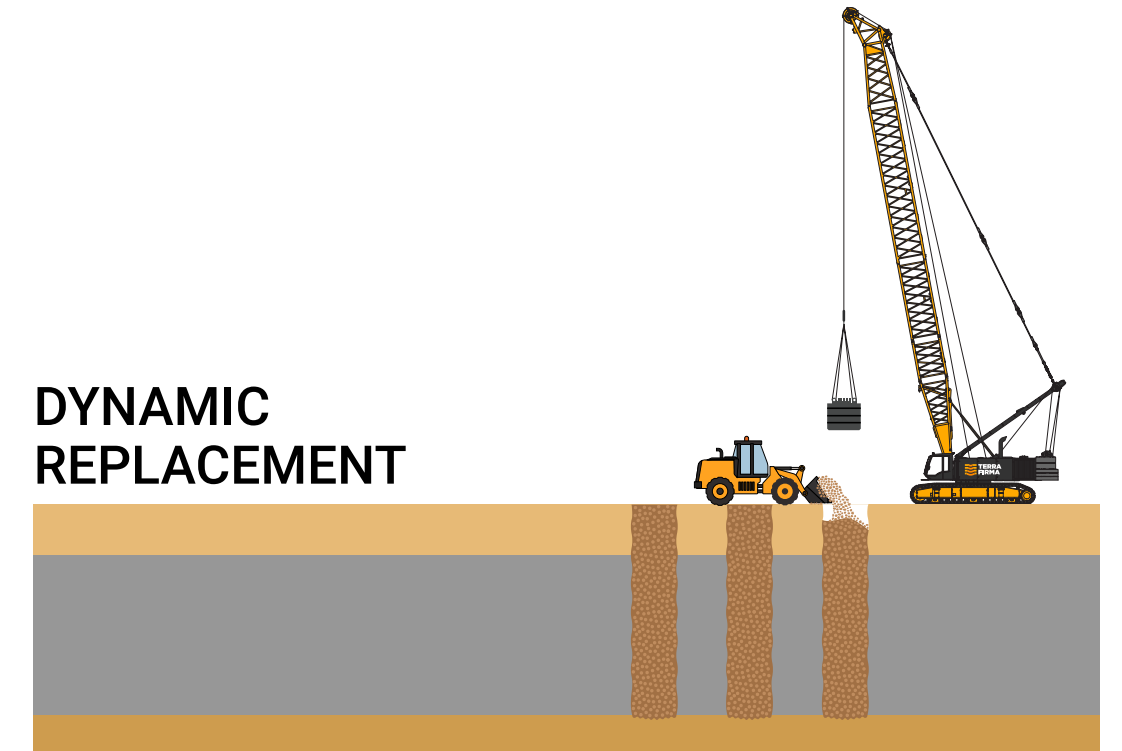
DYNAMIC COMPACTION



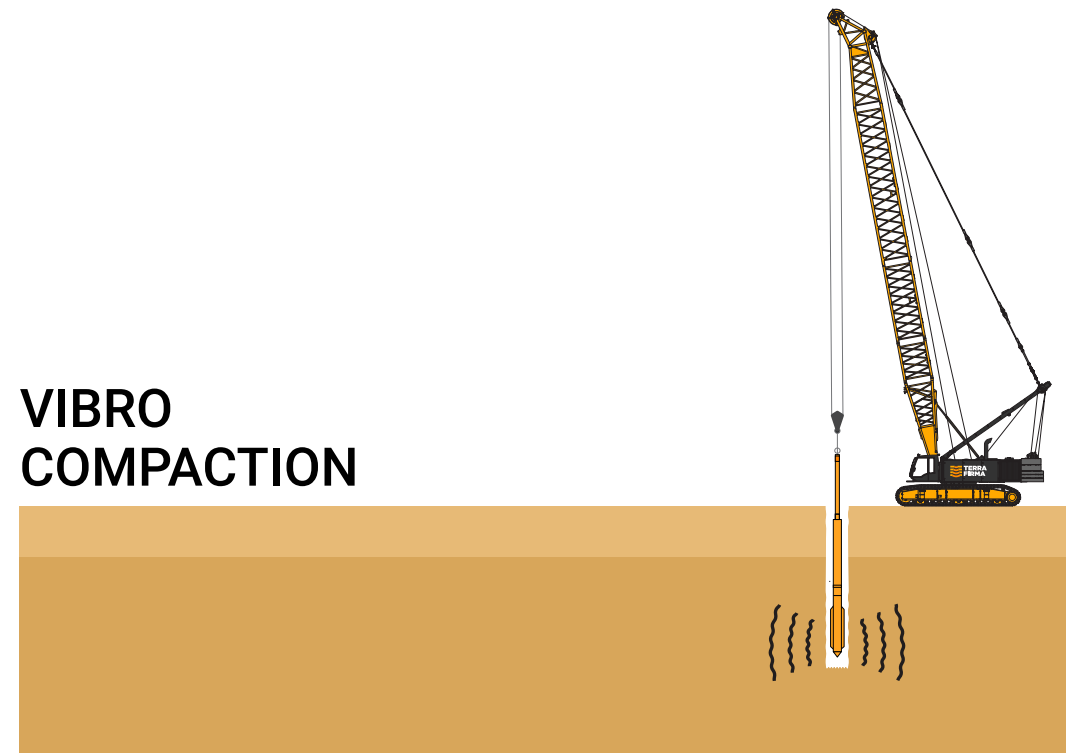
RAPID IMPACT/ DYNAMIC COMPACTION



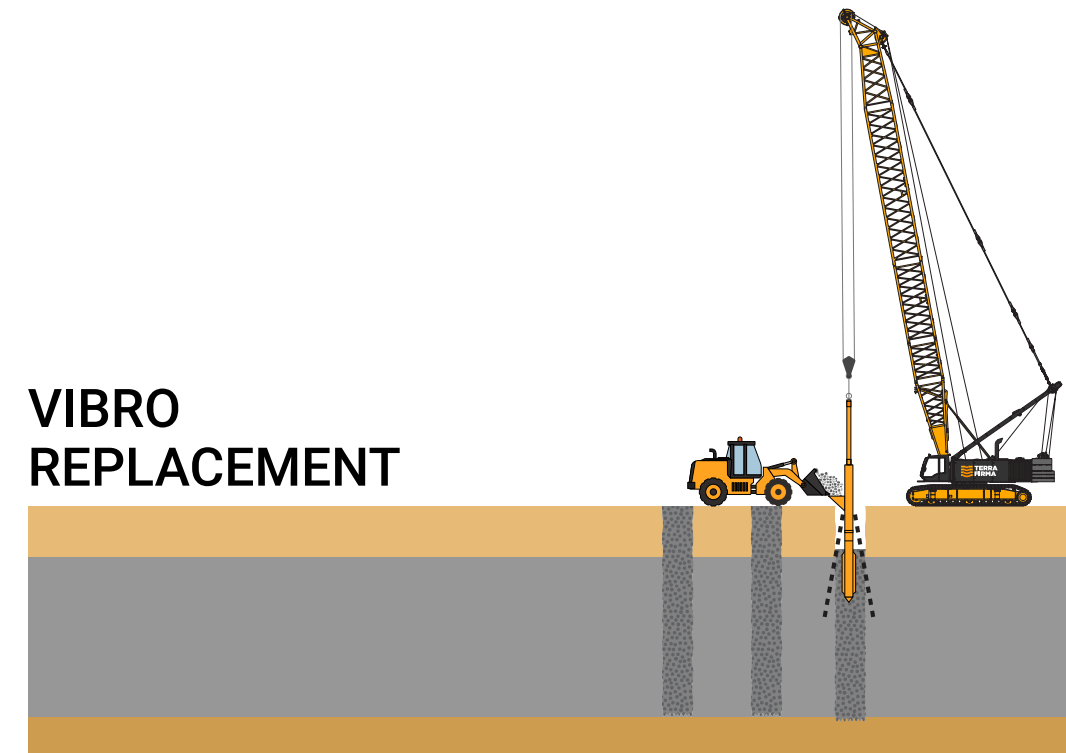
DYNAMIC REPLACEMENT



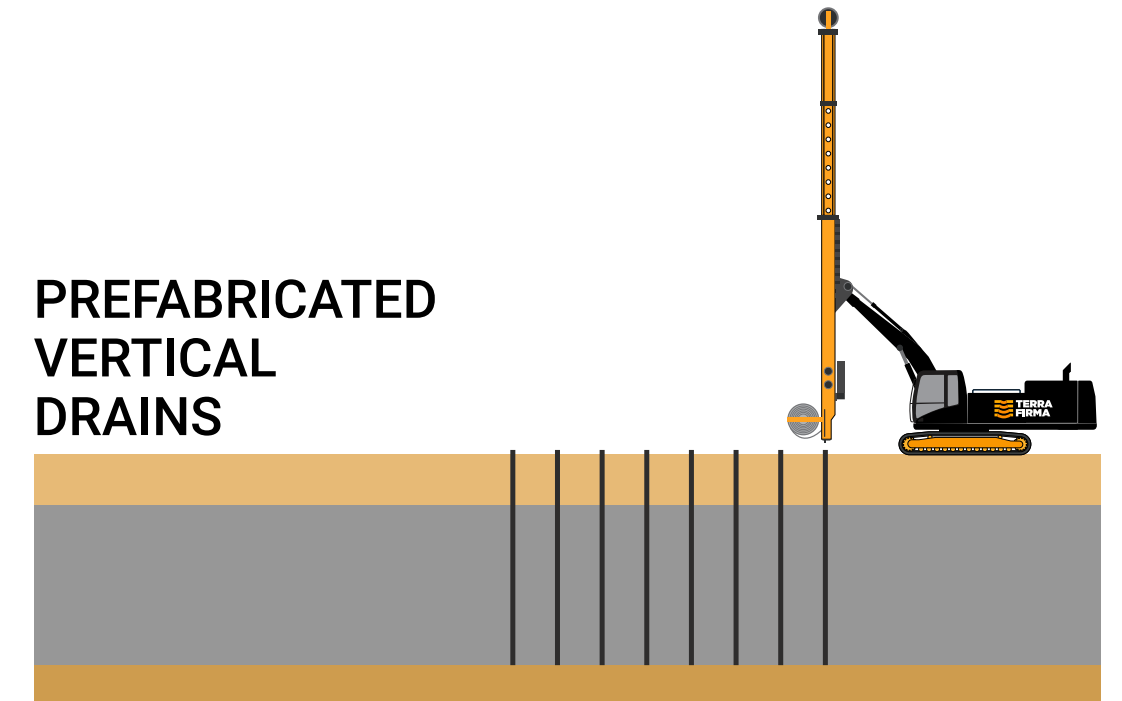
VIBRO COMPACTION



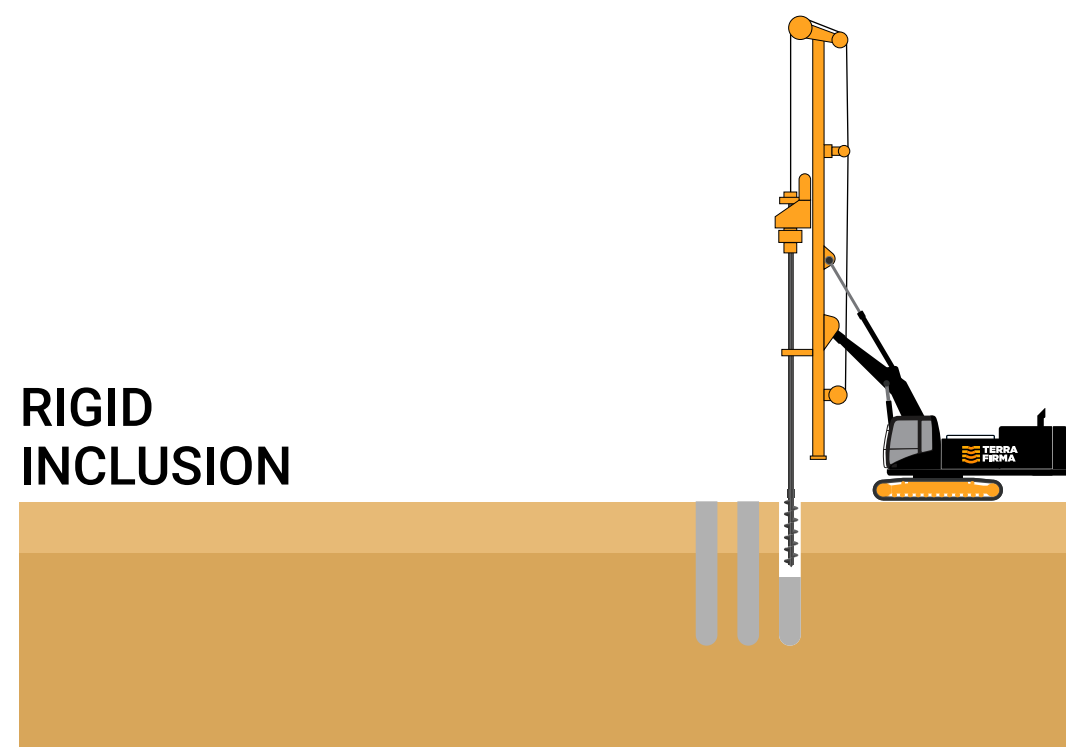
VIBRO REPLACEMENT



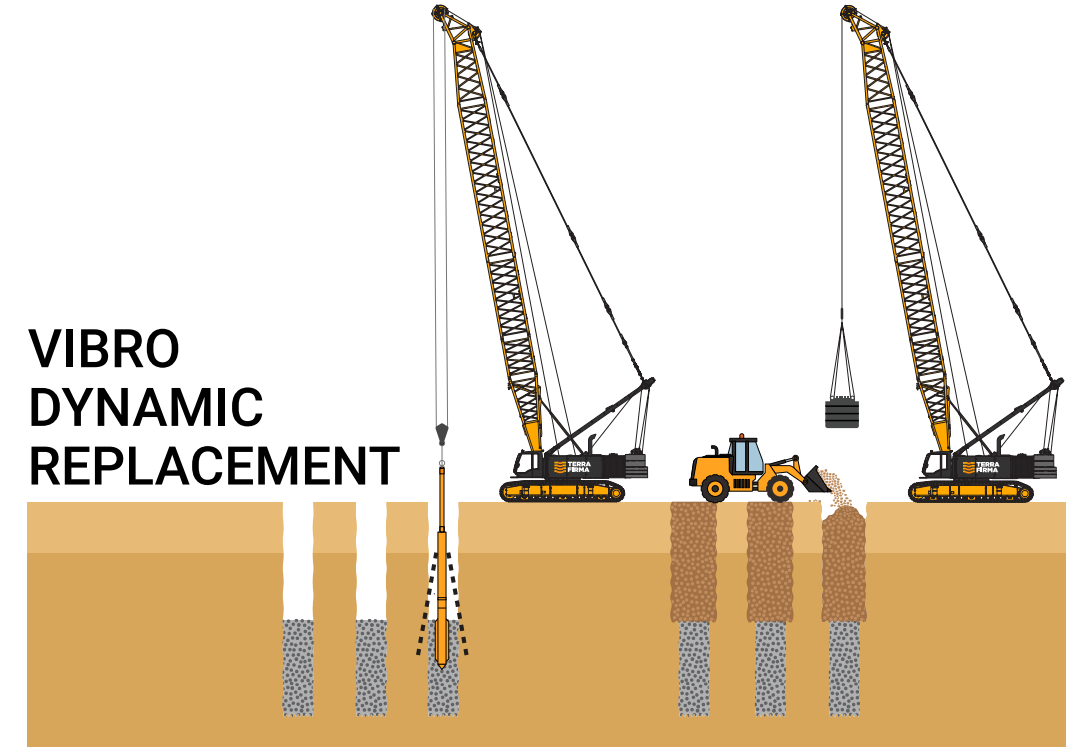
PREFABRICATED VERTICAL DRAINS



RIGID INCLUSION



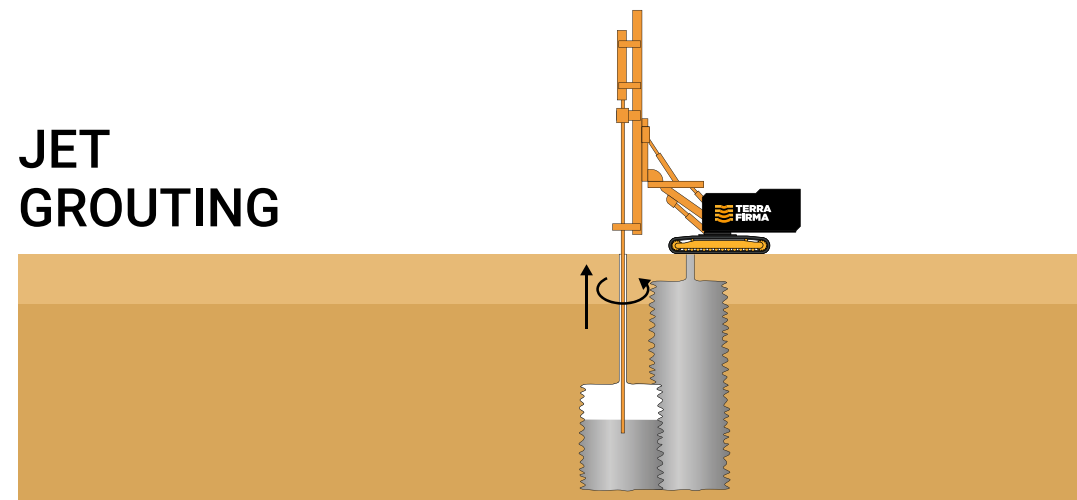
VIBRO DYNAMIC REPLACEMENT



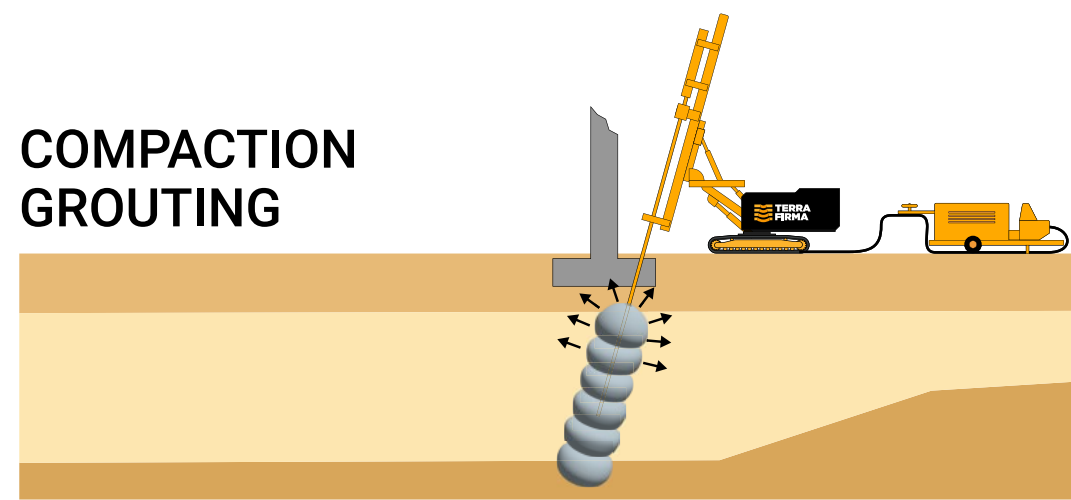
HIGH ENERGY IMPACT COMPACTION



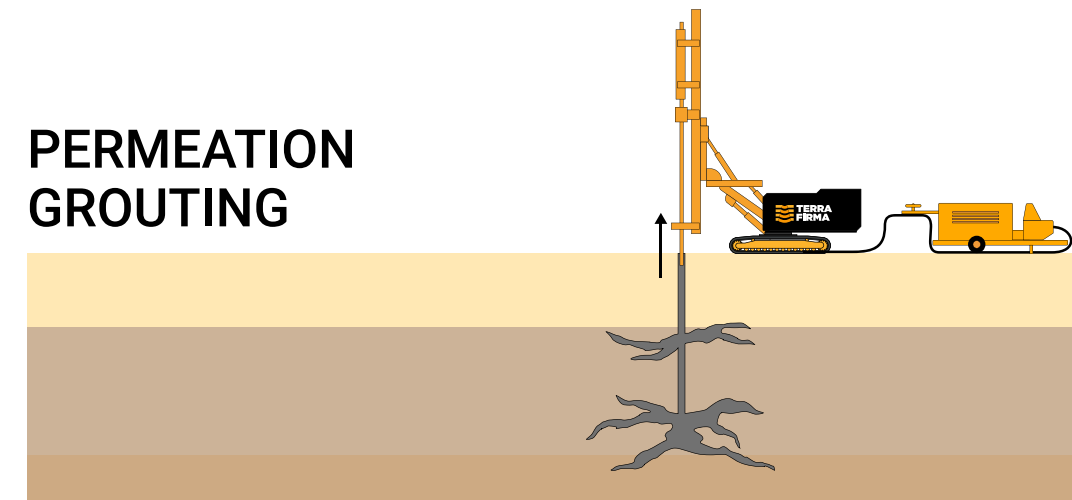
JET GROUTING



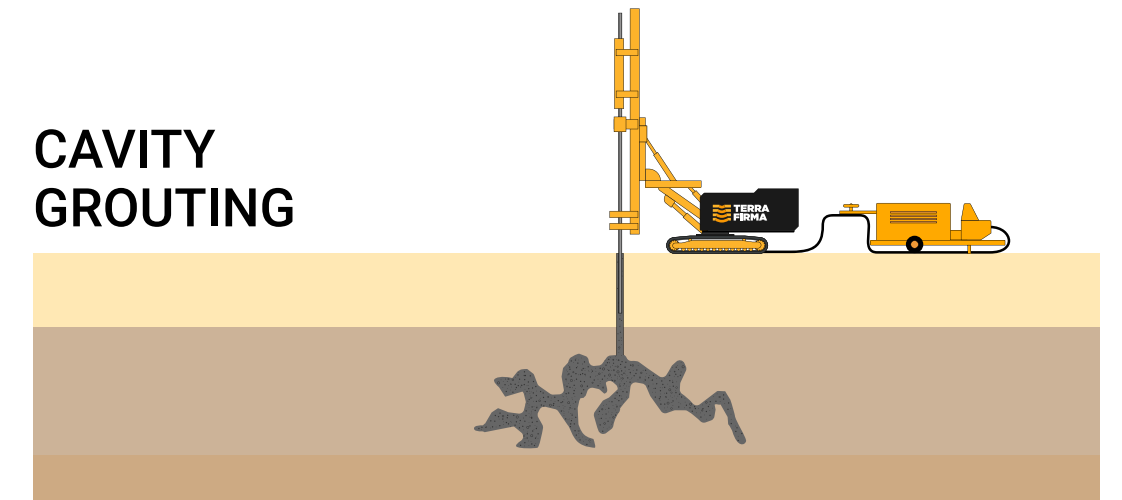
COMPACTION GROUTING



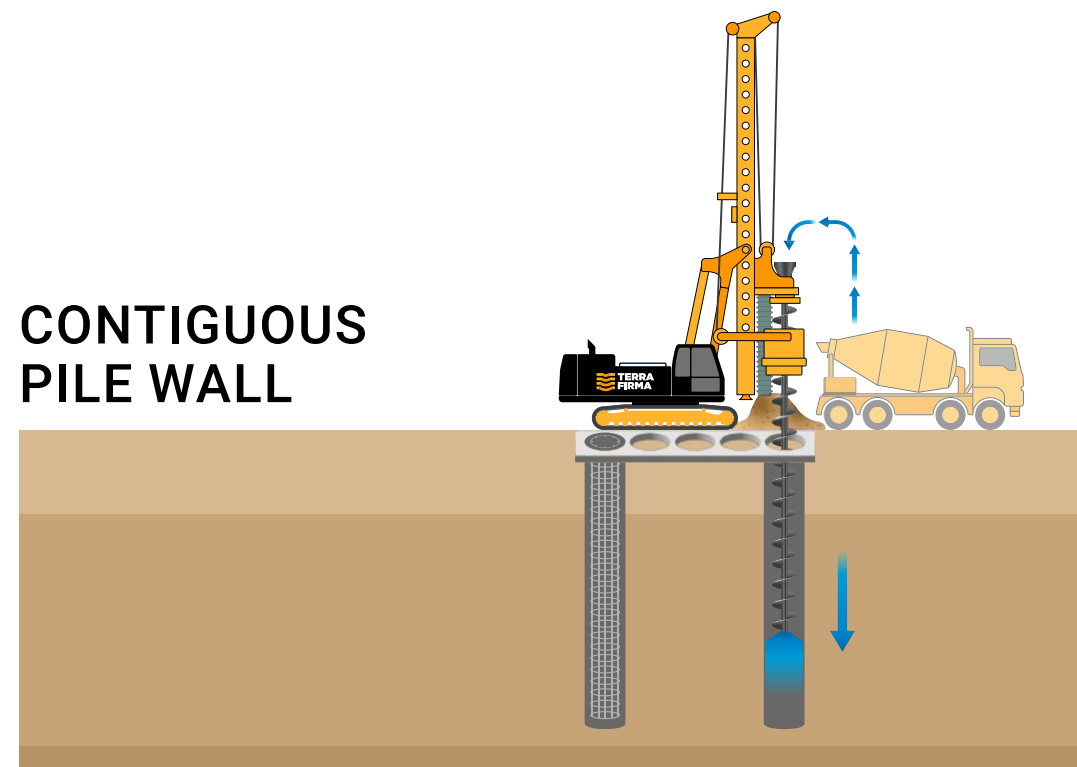
PERMEATION GROUTING



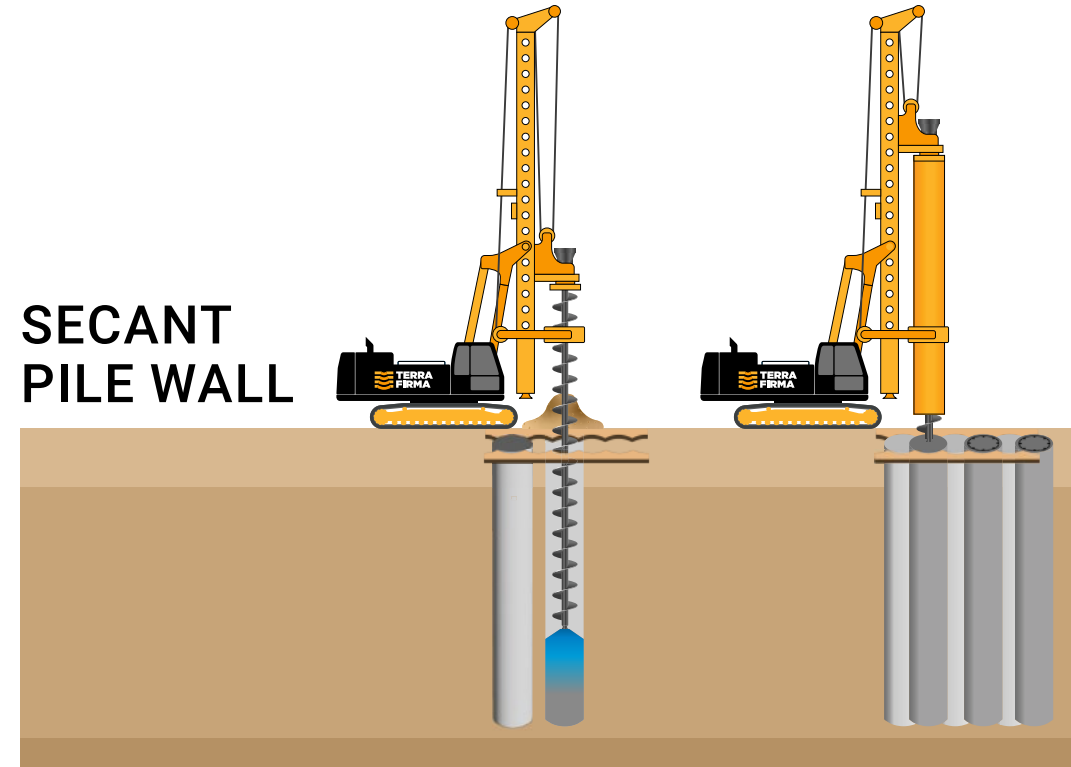
CAVITY GROUTING



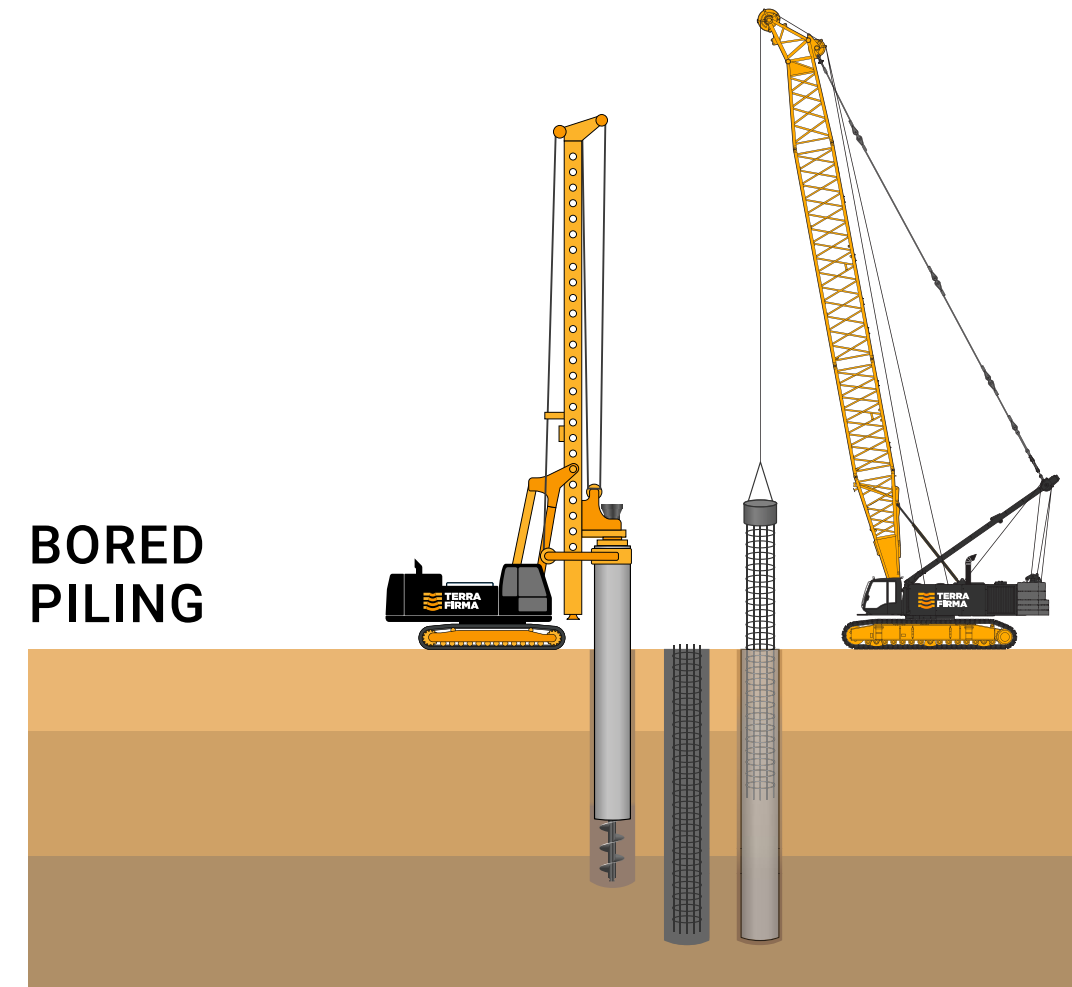
CONTIGUOUS PILE WALL



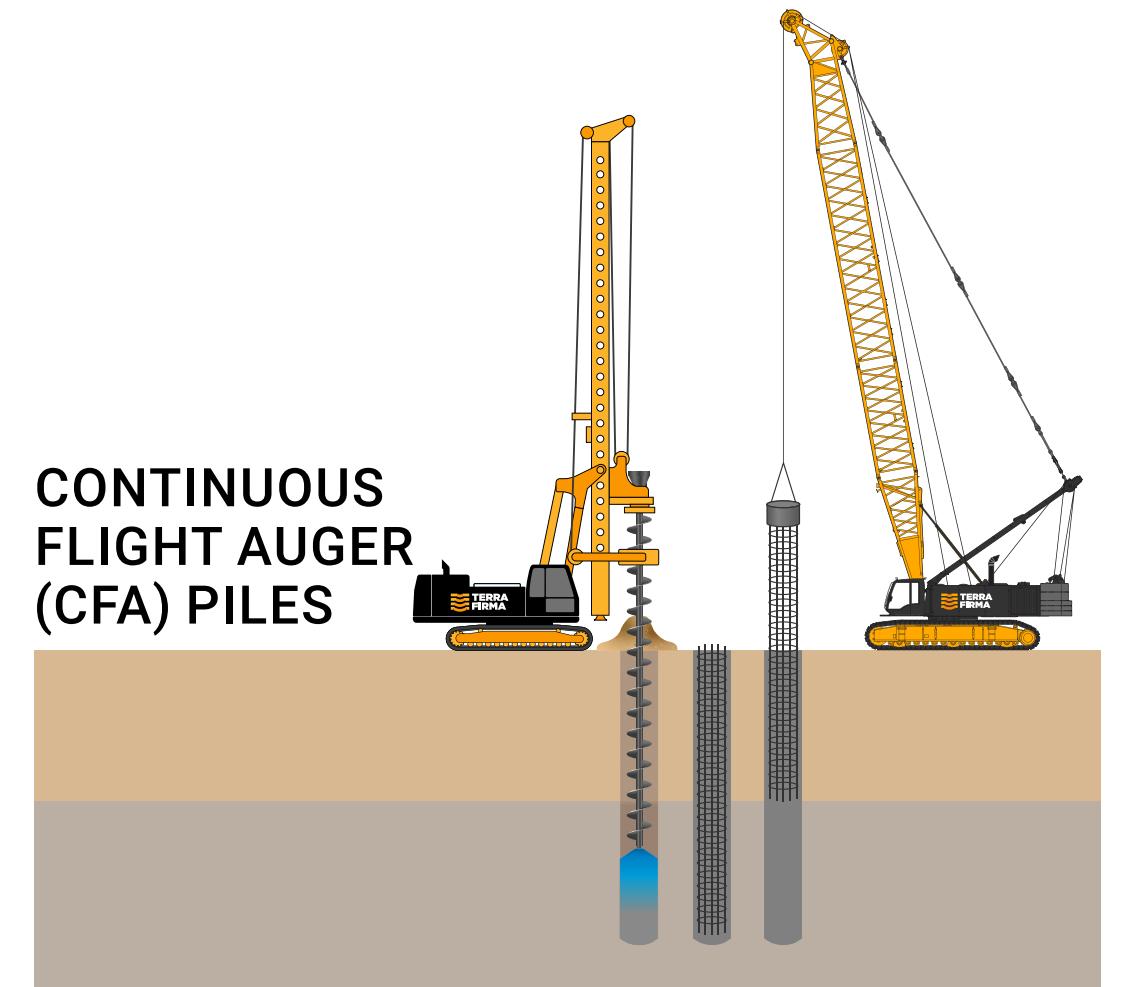
SECANT PILE WALL



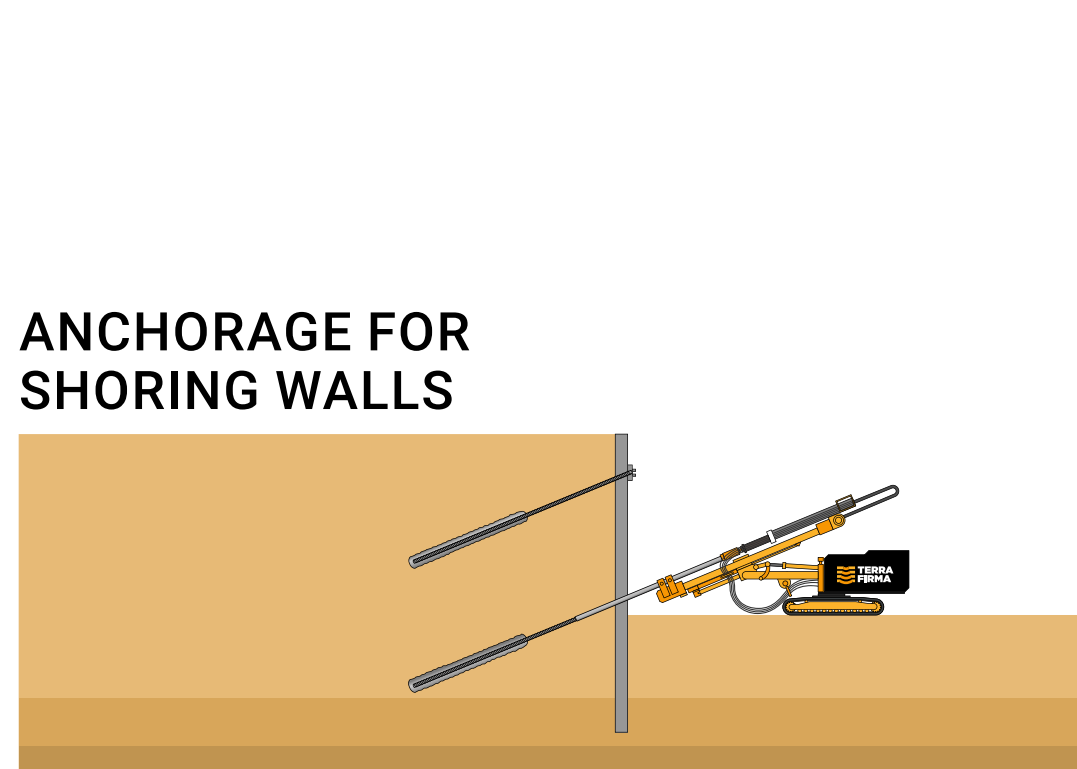
BORED PILING



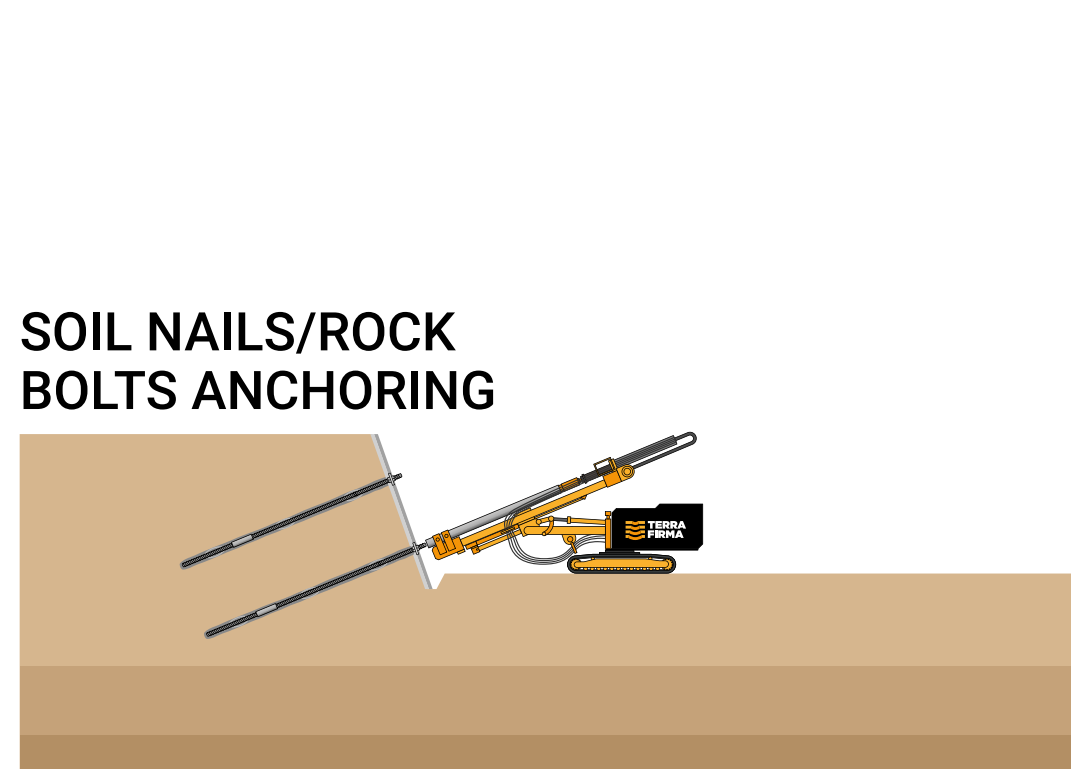
CONTINUOUS FLIGHT AUGER (CFA) PILES



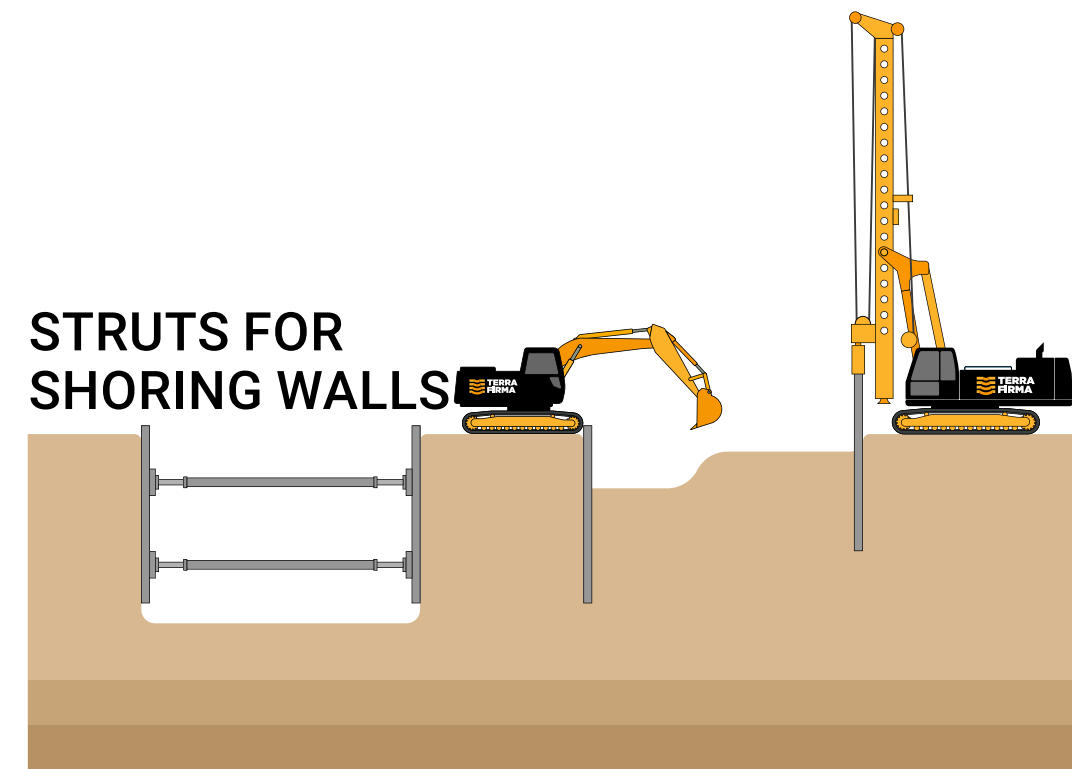
ANCHORAGE FOR SHORING WALLS



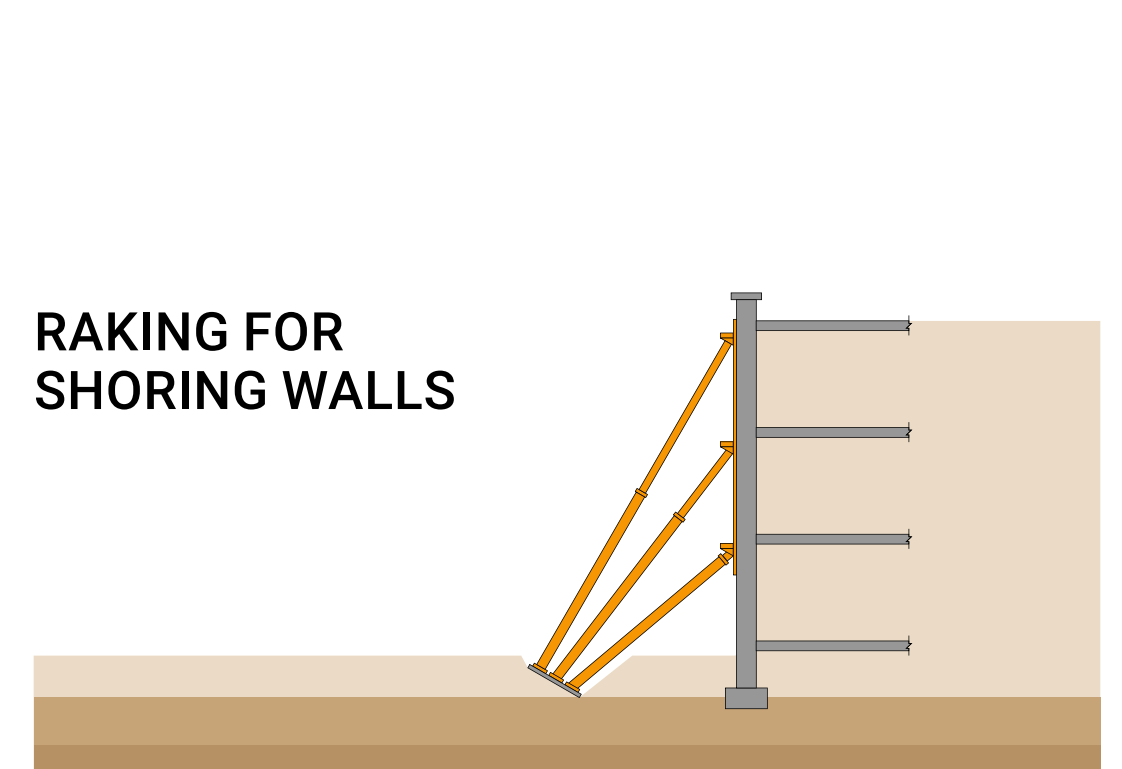
SOIL NAILS/ROCK BOLTS ANCHORING



STRUTS FOR SHORING WALLS



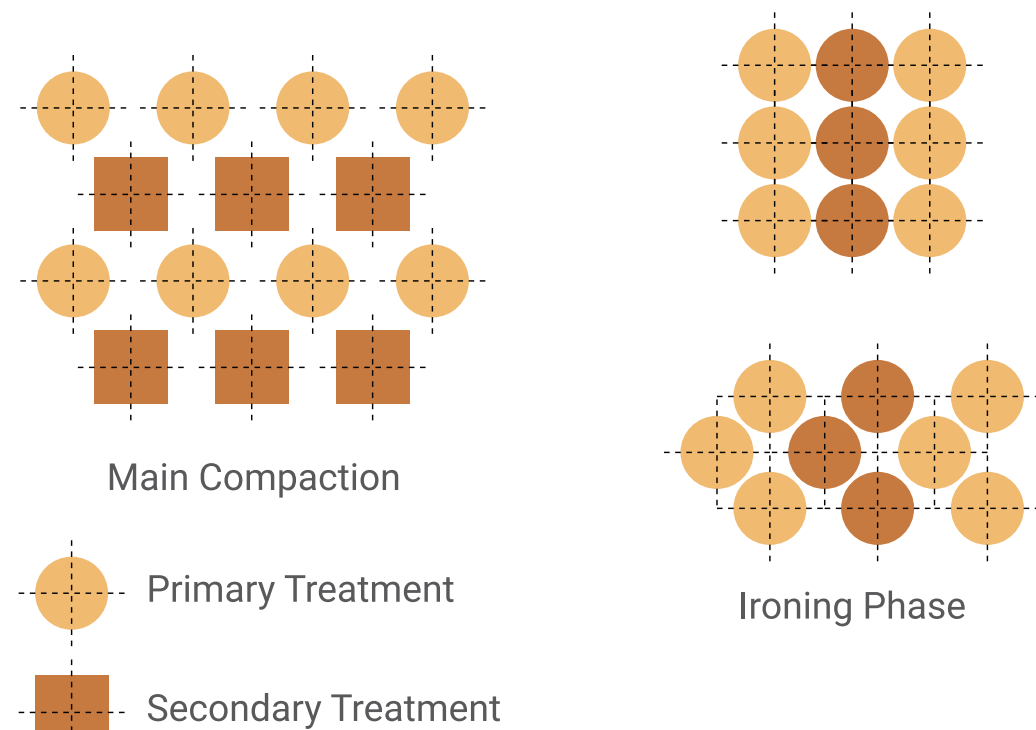
RAKING FOR SHORING WALLS



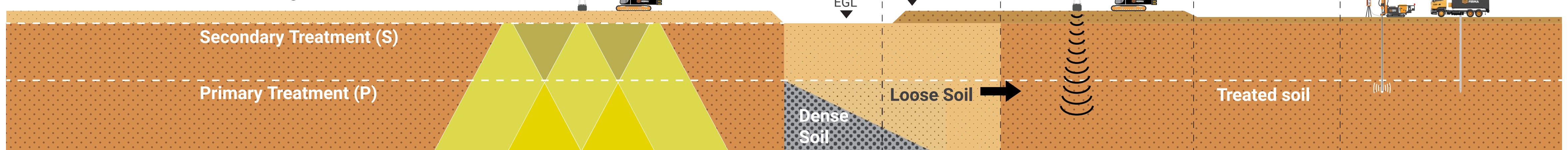
Dynamic Compaction

Dynamic Compaction (DC) is a Ground Modification technique whereby loose soils can be effectively and economically densified to improve its mechanical characteristics and allow construction of different types of structures without need of deep foundations or soil replacement. The method involves dropping a heavy steel pounders repeatedly on the ground at regularly spaced intervals. The weight and height of pounding depends on the degree of compaction desired. The usual range of pounder is between 12 ton to 25 ton and the drop height can be up to 25m.

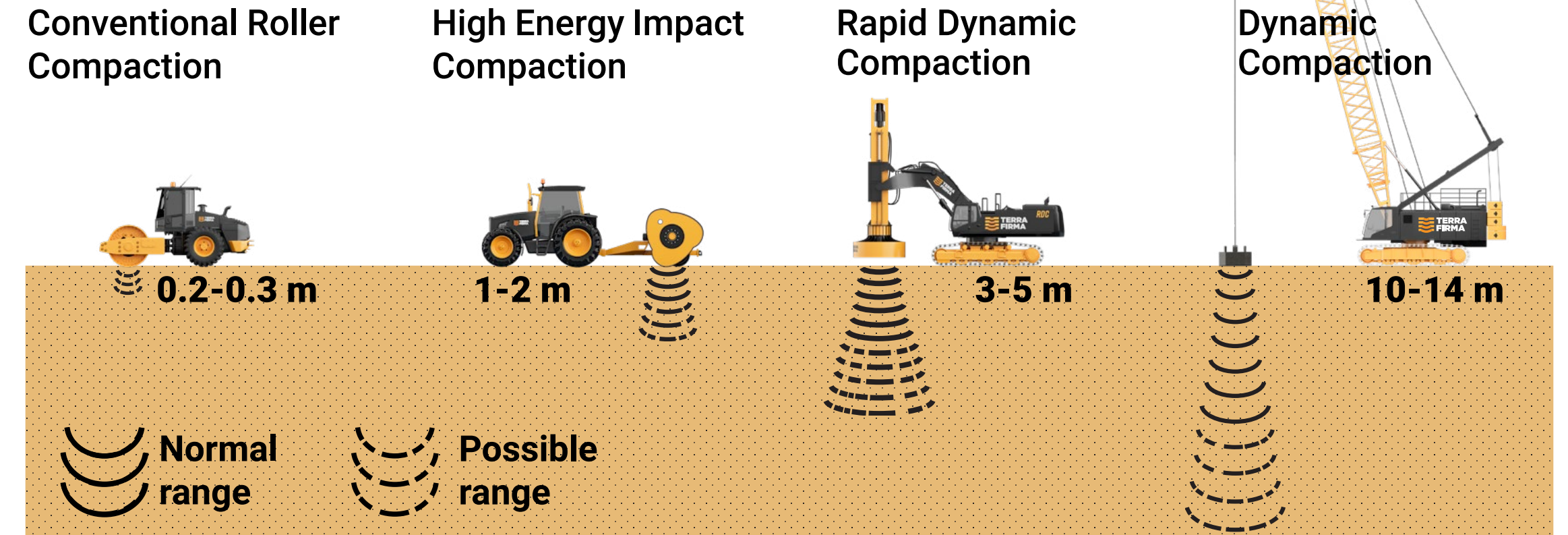
Dynamic Compaction (DC) method is applicable for a wide variety of soil conditions including saturated/unsaturated loose Sands, even with the presence of silty pockets, dune sands, inorganic fill, reclaimed soils with variable characteristics and sizes even with presence of large sized boulders, landfills deposits and collapsible soils. Dynamic Compaction (DC) has been extensively used to compact loose soils to depths of up to 10m, in order to increase the bearing capacity, decrease post construction settlement and mitigate liquefaction risk in case of seismic events. Dynamic Compaction (DC) can be safely executed as close as 50-30m from existing/under construction structures or concrete/civil works, without generating any undesirable vibrations. Special measures may also be taken to further reduce this distance such as decreasing the compaction energy or creating a surface trench to cutoff the propagation of surface waves created by the pounder impact.



Final Ironing



Influence Depth



Rapid Dynamic Compaction

Rapid Dynamic Compaction (RDC) technique is a recently developed soil improvement technique, used for compaction of granular soils up to 5m deep, as alternative to DC method.

The RDC machine consists of a hydraulic excavator base with strengthened arm to which a strengthened arm to which a compaction hammer is attached.

The compaction energy is generated by the fall of a -12 16 ton hammer from height of up to 1.2 m. The hammer falls on a compaction foot having a diameter ranging from 2.0 to 2.6 m, in contract with the ground and the energy is in turn transferred to the ground.

The compaction of the subsoil is initiated by the vibrations generated by the impact of the weight upon the foot, and by the movement of the foot into the ground pushing the material into a denser structure.

RDC technique is well adapted to be used in combination with dynamic compaction and vibro dynamic compaction techniques in order to improve the surface soil.

RDC techniques generated limited vibrations comparing to dynamic compaction technique and thus can be used close to existing structures.

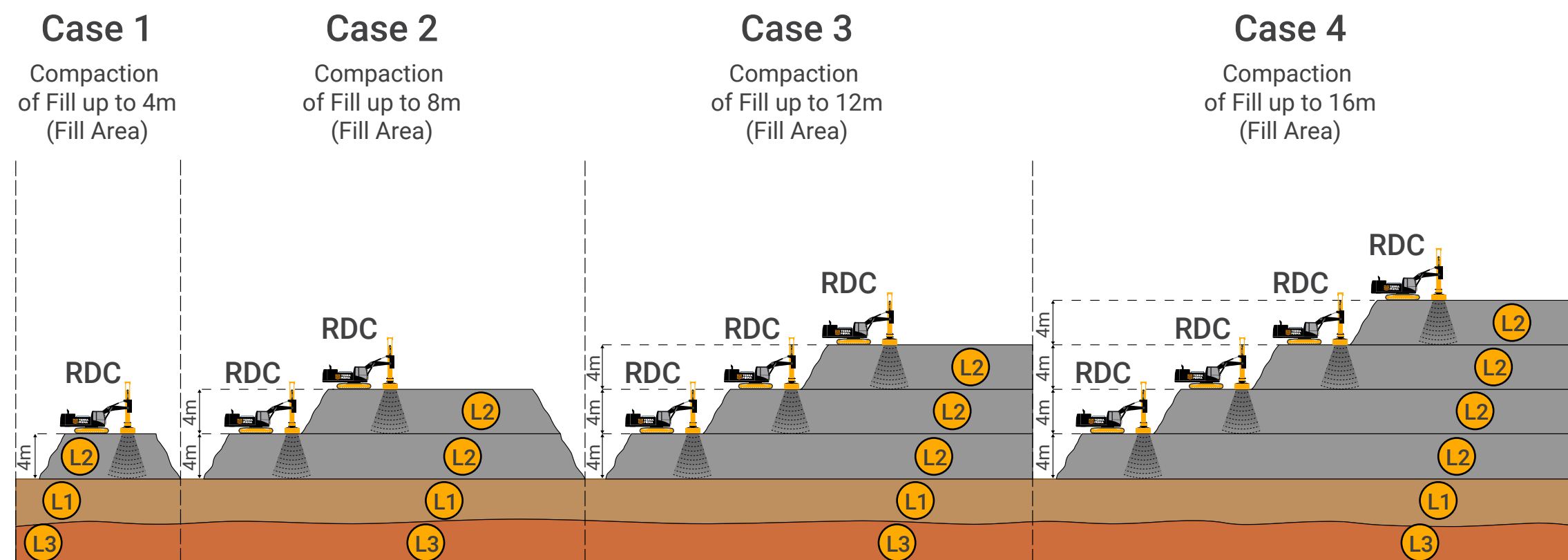
Influence Depth

Dynamic Compaction is a very effective method for fill compaction of granular materials including: Engineering fill, dune sands, dredged materials..., with very flexible specifications comparing to other classical compaction methods.

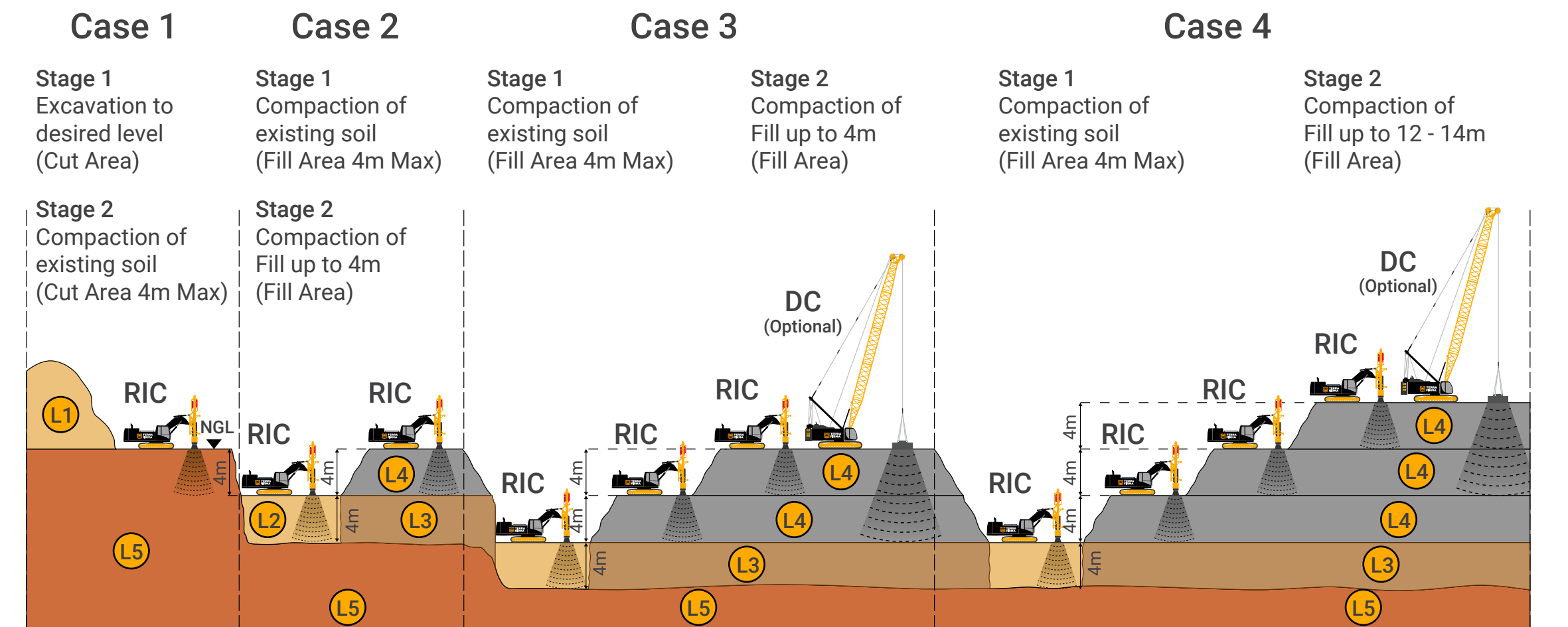
The most interesting aspect of using Dynamic Compaction for compaction of fill is that many meters of fill with thickness up to 10 meters can be placed and then compacted "in one go" instead FILL COMPACTION of compacting in thin layers, as per in traditional roller compaction.

The main advantages of DC comparing to the traditional method, are: Fast production: More than 40,000 m2/ month/crane/shift.

DC is very economical in comparison to roller compaction, especially for deep fills. Very flexible specifications for the backfilling materials.



LEGEND
 L1 IMPROVED EXISTING SOIL L2 LOOSE GRANULAR FILL L3 ROCKY / VERY DENSE STRATA



LEGEND
 L1 CUT L2 LOOSE EXISTING SAND L3 IMPROVED EXISTING SAND L4 LOOSE GRANULAR FILL L5 ROCK (SAND STONE/LIMESTONE) VERY DENSE STRATA

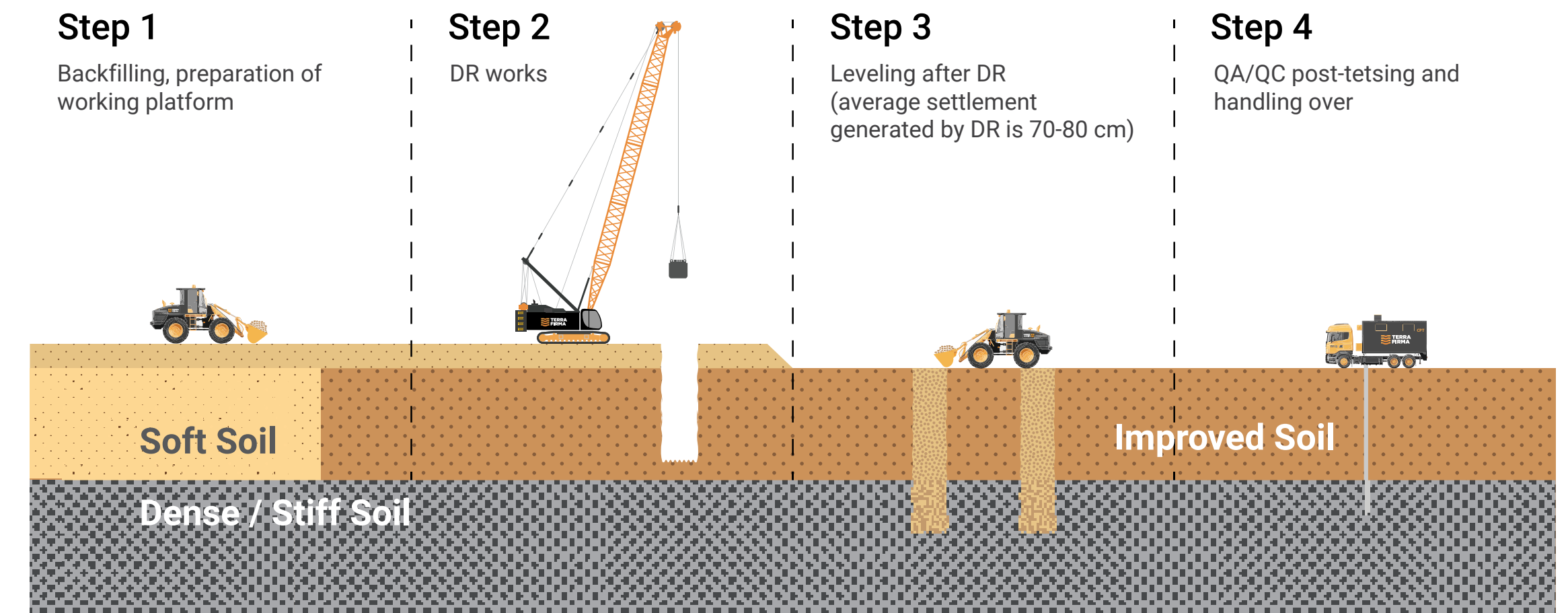
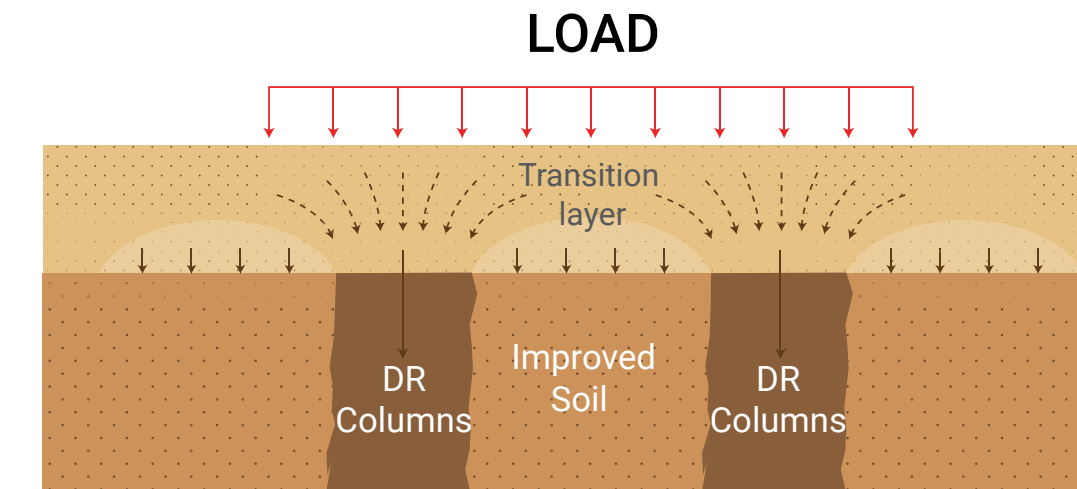
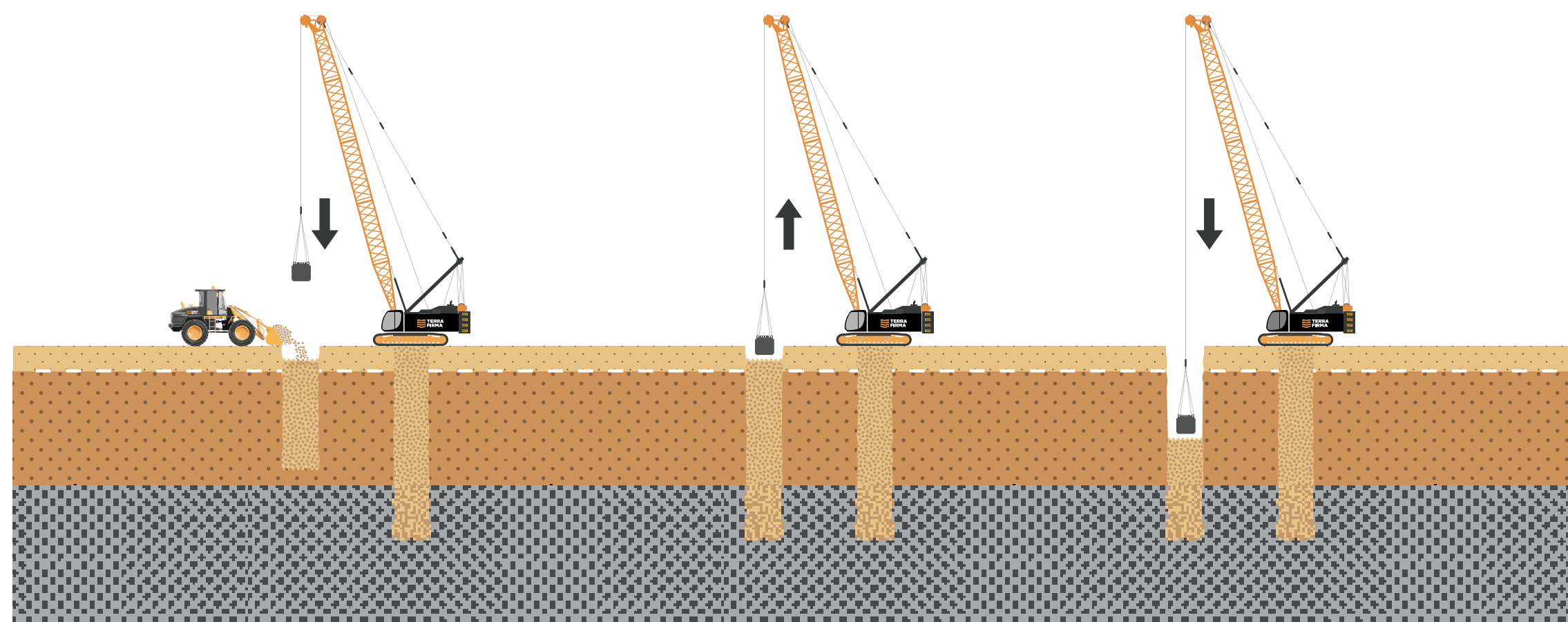
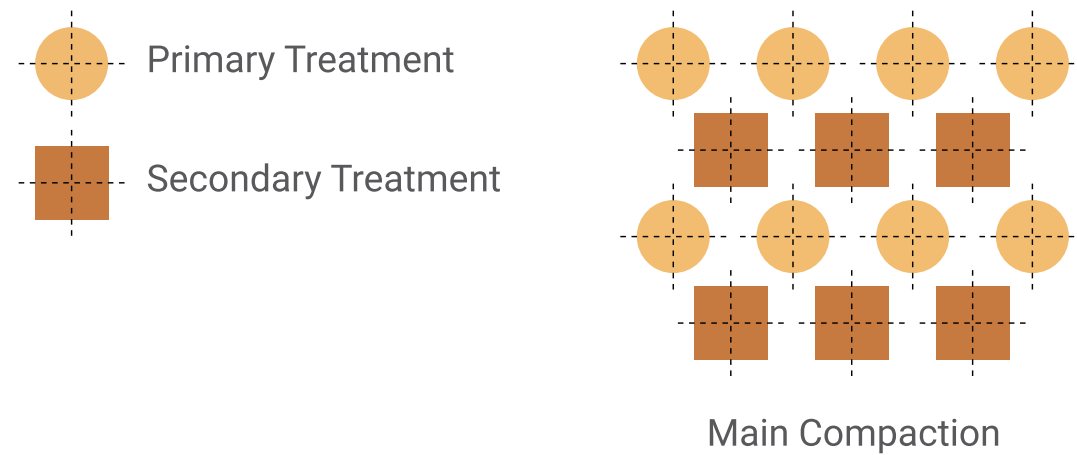
Dynamic Replacement

Dynamic Replacement (DR) technique is an extension of Dynamic Compaction (DC) to compressible soils (such as soft clays, silt, sabkha...) where a large diameter columns (up to 2.5m diameter) of very dense granular materials are constructed by dropping heavy pounders from great heights into the soft soil.

Dynamic Replacement (DR) technique can be implemented as a global treatment or localized under foundations only in order to increase the soil bearing capacity and reduce the total and differential post-construction settlements.

This method combines the advantages from both Dynamic Compaction and Stone Columns technologies by creating large sized Dynamic Columns with high stiffness and internal shear resistance and overall improvement of mechanical characteristics of the intermediate soil.

A large variety of readily available granular materials may be used for construction of the DR columns. Clean well graded sands may be the most suitable, however, other sources such as dune sands, gravel/sand mix, concrete rubble/crushed gravel mixed with sand etc. may also be successfully used.



Vibro Compaction

Equipment and Execution

Depth vibrators are normally suspended from a suitable capacity crane for penetration into the ground assisted by water or air flushing under its own weight & follower tubes. Water jets are the essential part of the vibrator assembly. In granular soils the surrounding soil is compacted in predetermined stages during withdrawal from bottom to top.

Principle of Vibro Compaction

The soil particles can be rearranged and compacted into denser state under the influence of vibrations. The range of influence zone depends on the type of vibrator used, the soil and the method employed. The soil subsidence or volume reduction after vibro compaction can reach unto %10 of the treated depth depending on the soil conditions and the intensity of the compaction effort.



Work Sequence

Step 1: Penetration

With assistance of vibration, water/air jetting and under its own weight, the vibrator penetrated to the design depth. The penetration process may be repeated to flush the hole and to ensure that the hole stays open. Once design depth is reached, the water flow is reduced or stopped but side water jets are kept open to ensure the soil cave in from walls of the hole.

Step 2: Compaction

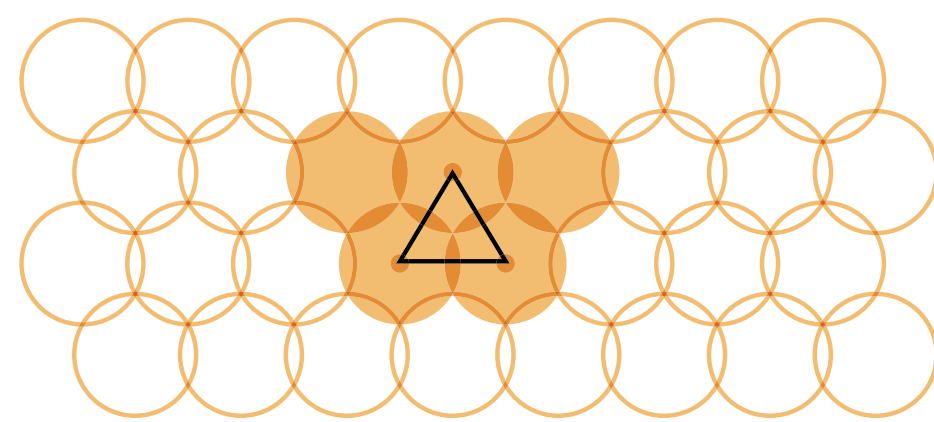
Compaction is carried out from bottom to top in predetermined steps during the field trial depending on soil behaviour. At each interval the vibrator is held vibrating until there is an increase in power or for a time determined in the compaction trial which is normally 40s. The increase in density is indicated by the power consumption of the vibrator/vibroflot.

Step 3: Backfilling

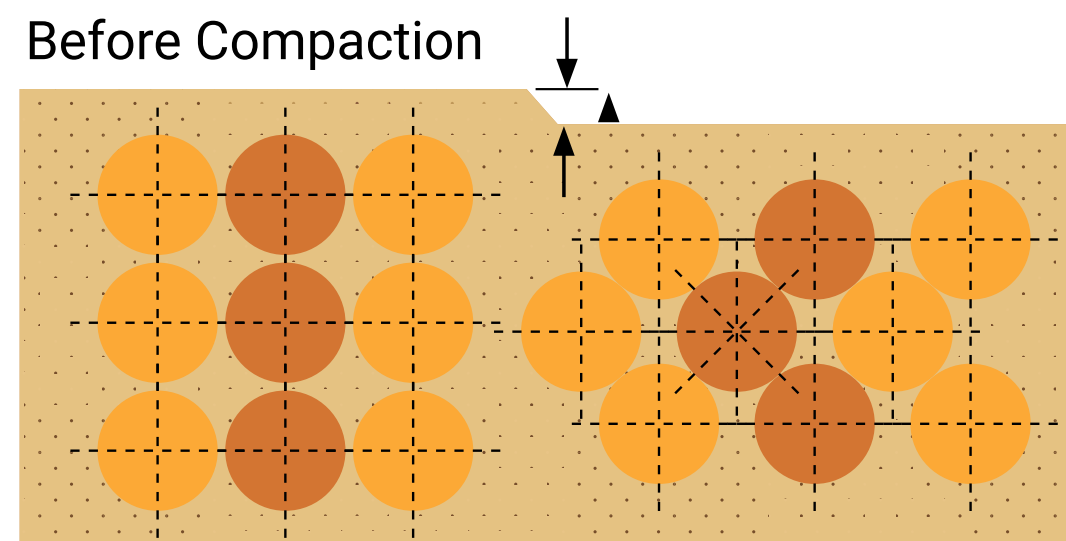
A crated forms around the vibrator/vibroflot which is backfilled with either available surface sand or imported sand. In case of imported sand a volume of approximately %10 of the treated soil volume is required. In case of consumption of existing surface sand, a subsidence up to 10% of treated depth occurs.

Step 4: Completed Surface

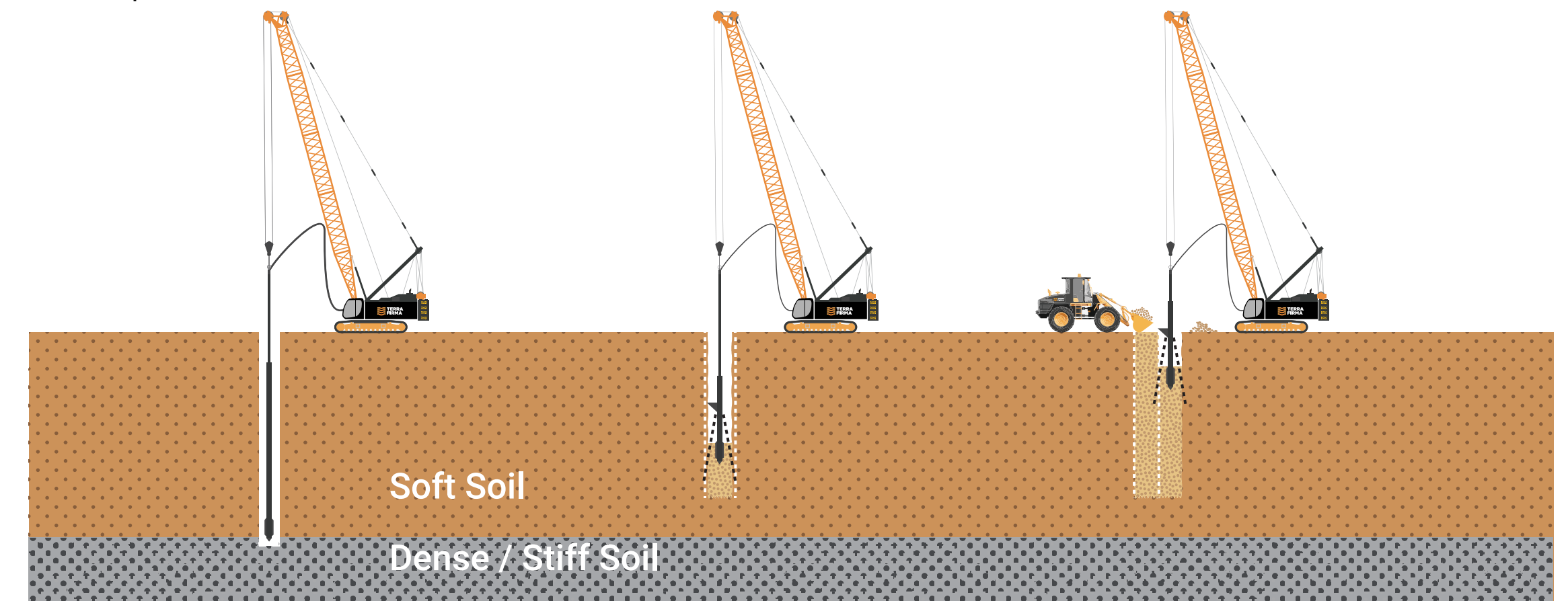
After completion of vibro compaction, the surface is roughly leveled and if required, compacted with a surface vibratory roller compactor.



Typical vibro compaction grid in triangular arrangement



Of the 10% Soil subsidence reaches up to treated depth



Vibro Replacement (Stone Columns)

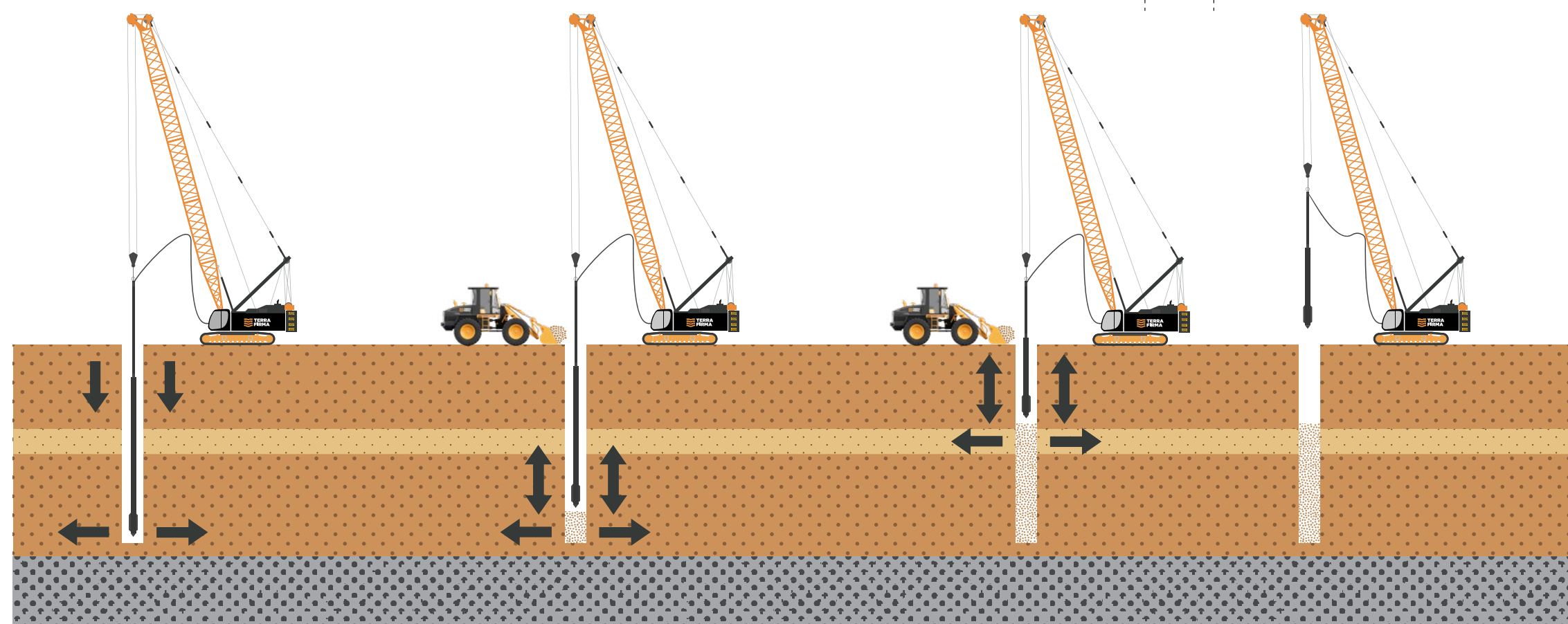
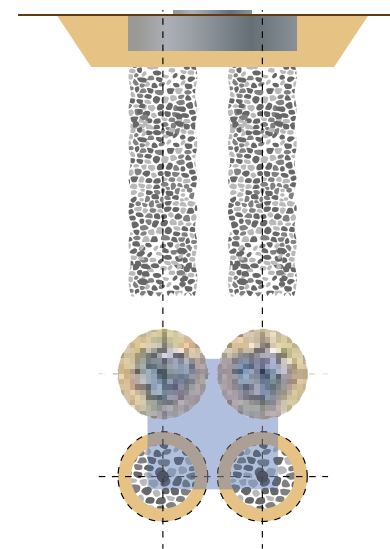
Equipment and Execution

This method entails the use of same equipment as the vibro compaction which is essentially a depth vibrator suspended from a crane. In this method the backfill material which is normally stones or crushed aggregate is used to build a stone column in non compactable soils having high fines content. The backfill is compacted and pushed into the sides of the hole, thus forming a tightly compacted stone column from bottom to top. The increased motor resistance due to increased soil density is indicated in terms of current/pressure shown on the gauge installed in the crane cabin. This process is repeated in steps from bottom of the hole to top.

Principle of Vibro Replacement

When the fines content exceeds more than %15, the vibrations from depth vibrator can no longer separate the soil particles from each other to achieve a closer density due to their cohesive forces. Improvement of such soils can be accomplished by installing stone columns.

Stone columns under a single footing



Work Sequence

Step 1: Penetration

With assistance of vibration, water/air jetting and under its own weight, the vibrator penetrated to the design depth. Upon reaching the design depth the vibrator is often completely withdrawn from the hole, allowing the hole to be cleaned from loose soil material. The water flow is adjusted to keep the annular space open around the vibrator.

Step 2: Replacement

Now the coarse grained backfill material which is normally gravel or crushed stone aggregate is dumped into the hole. The stones are helped to reach the bottom of the hole by various up and down surging movements of the vibrator. Once the stones reach the bottom of the hole, the vibrator is re-penetrated to full depth again. The backfill is compacted and pushed into the sides of the hole with horizontal vibration and small up and down motion of the vibrator, thus forming a tightly compacted

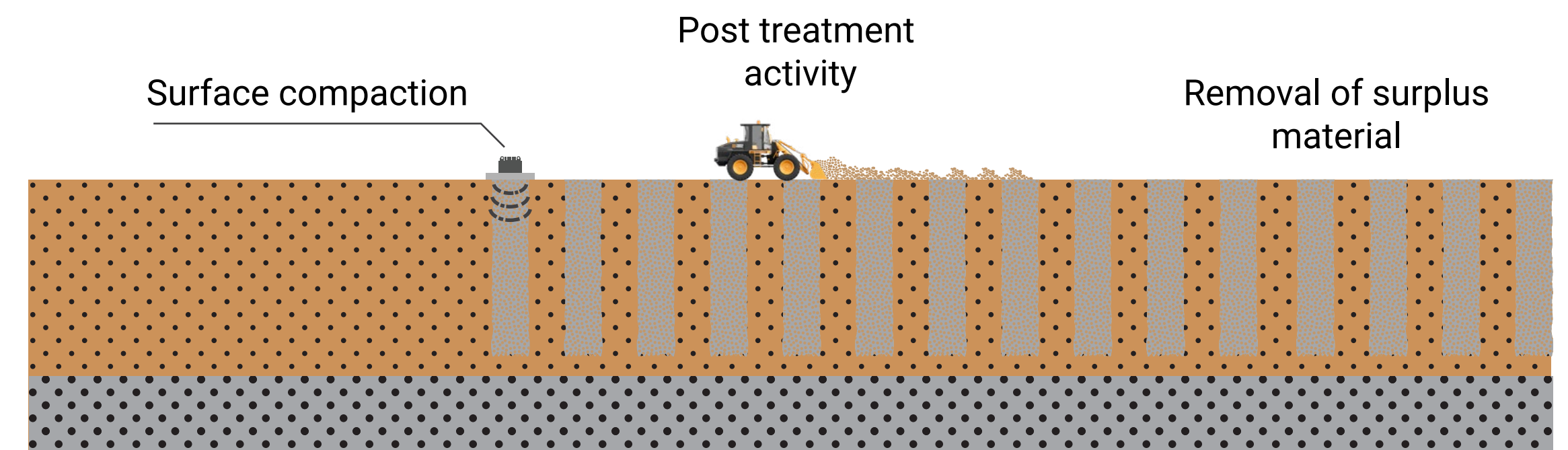
stone column. Increase in motor resistance indicates that the column building is completed at the particular level and repetition of the procedure should start at the next level.

Step 3: Completion of Stone Column

Further stones are added through annular space around the vibrator and the whole process is repeated up to the ground level in small steps, resulting in a densely compacted stone column which is tightly interlocked with the surrounding soil of enhanced density.

Step 4: Completed Surface

After completion of vibro replacement works, the topsoil should be cleaned off loose muddy deposits and re-compacted in layers if necessary using approved fill material to insure the correct transfer and distribution of the foundation load.



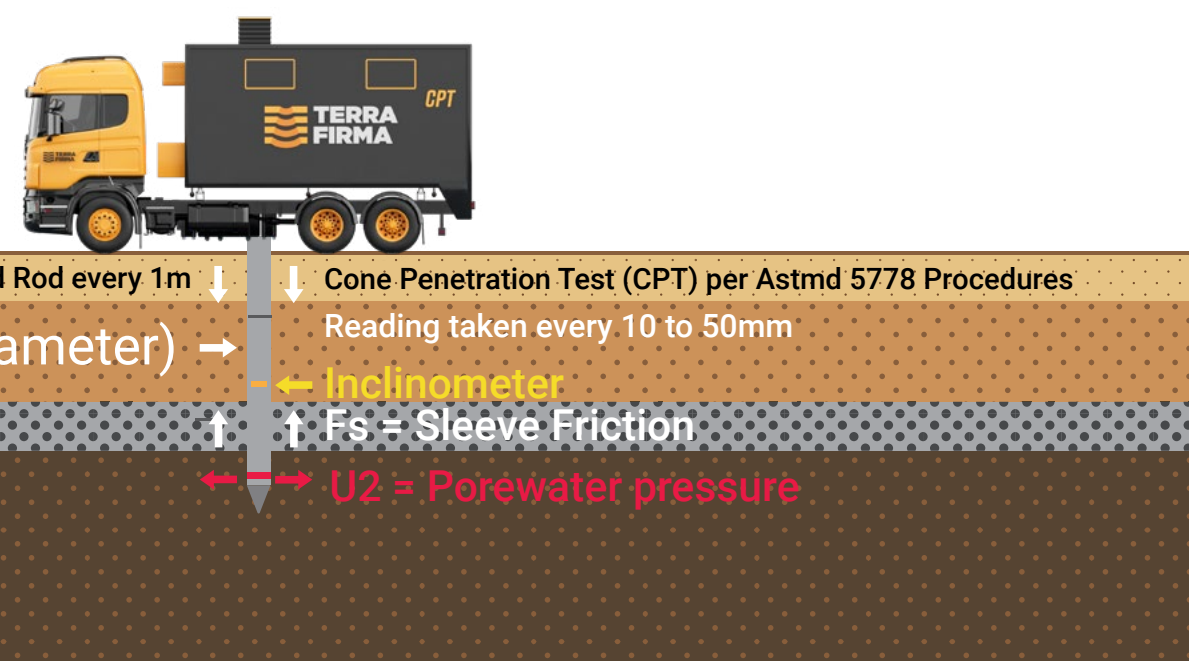
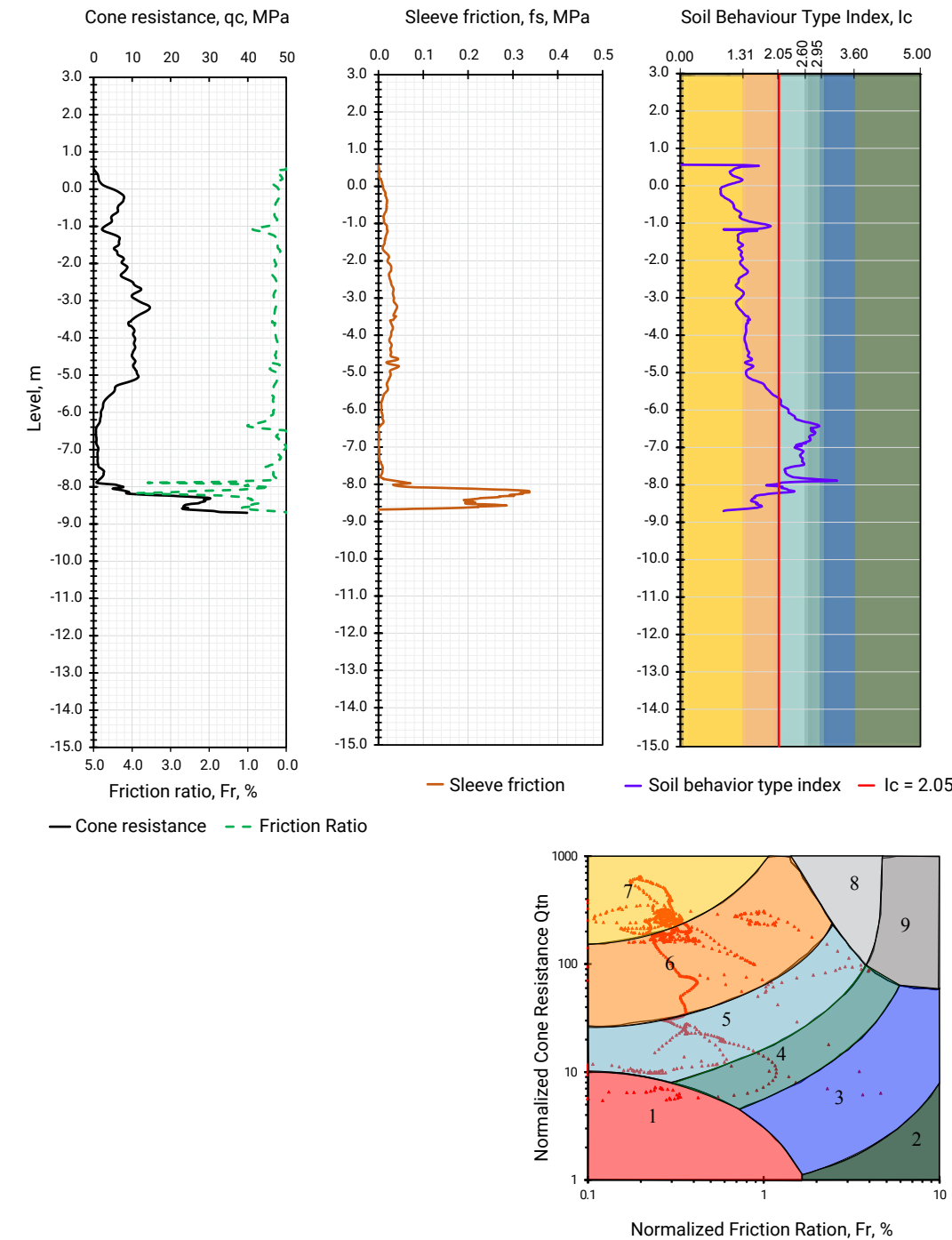
Quality Control

Data Recorder

The main working parameter are recorded on automated data recorder with real time printouts. The main parameters are time, power consumption and treatment depth. The data logger system is useful to control the vibro compaction of the soil and the working depth. The data logger display is normally positioned in the crane cabin.

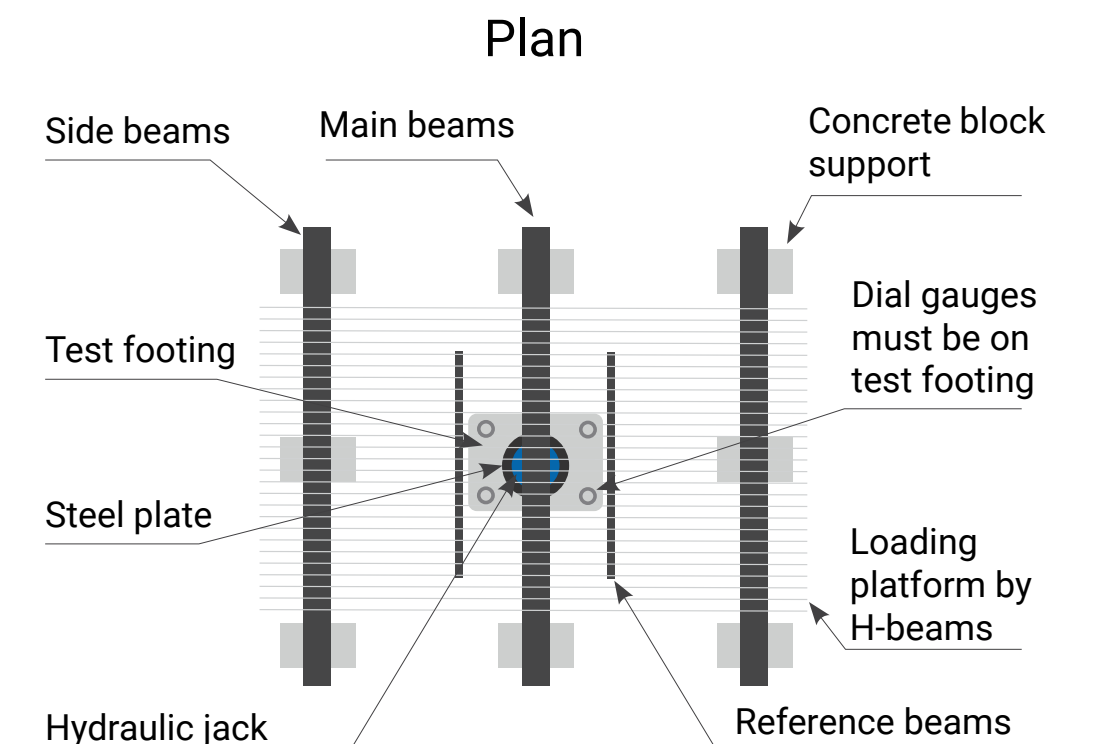
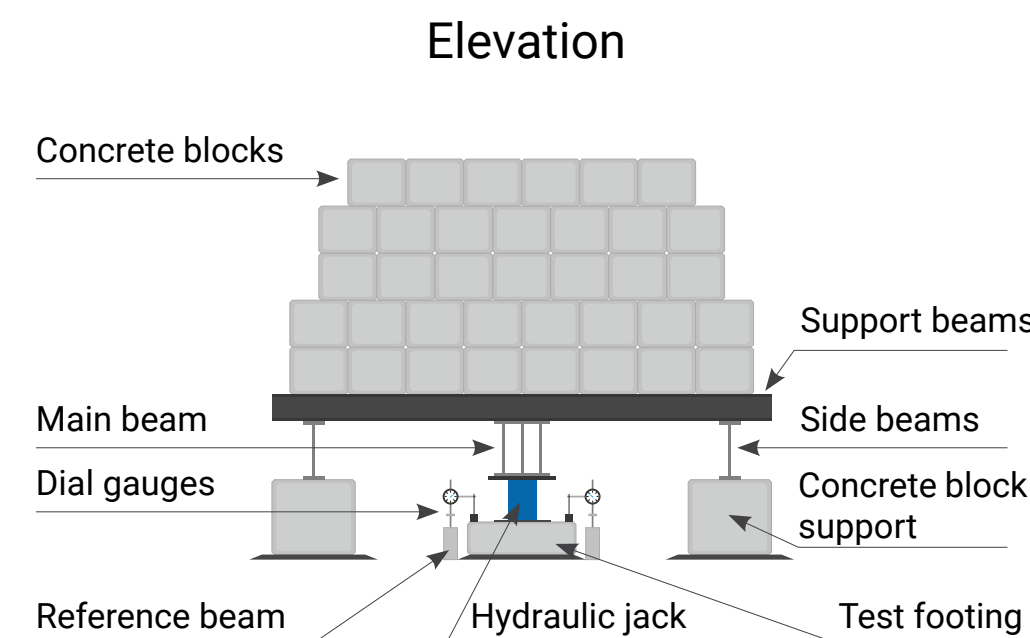
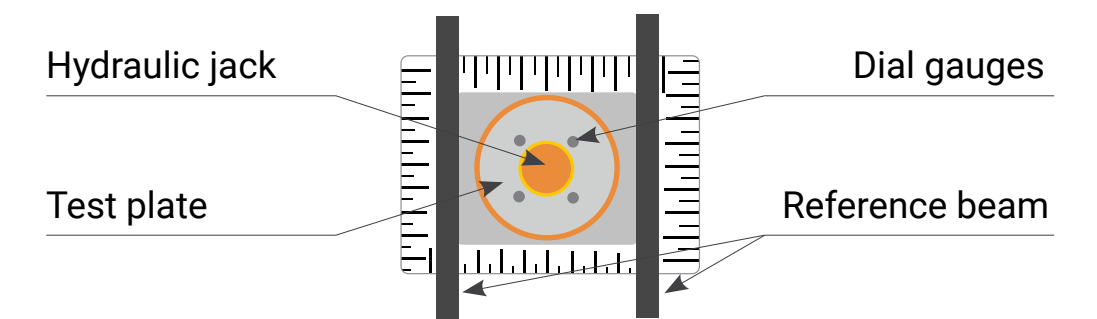
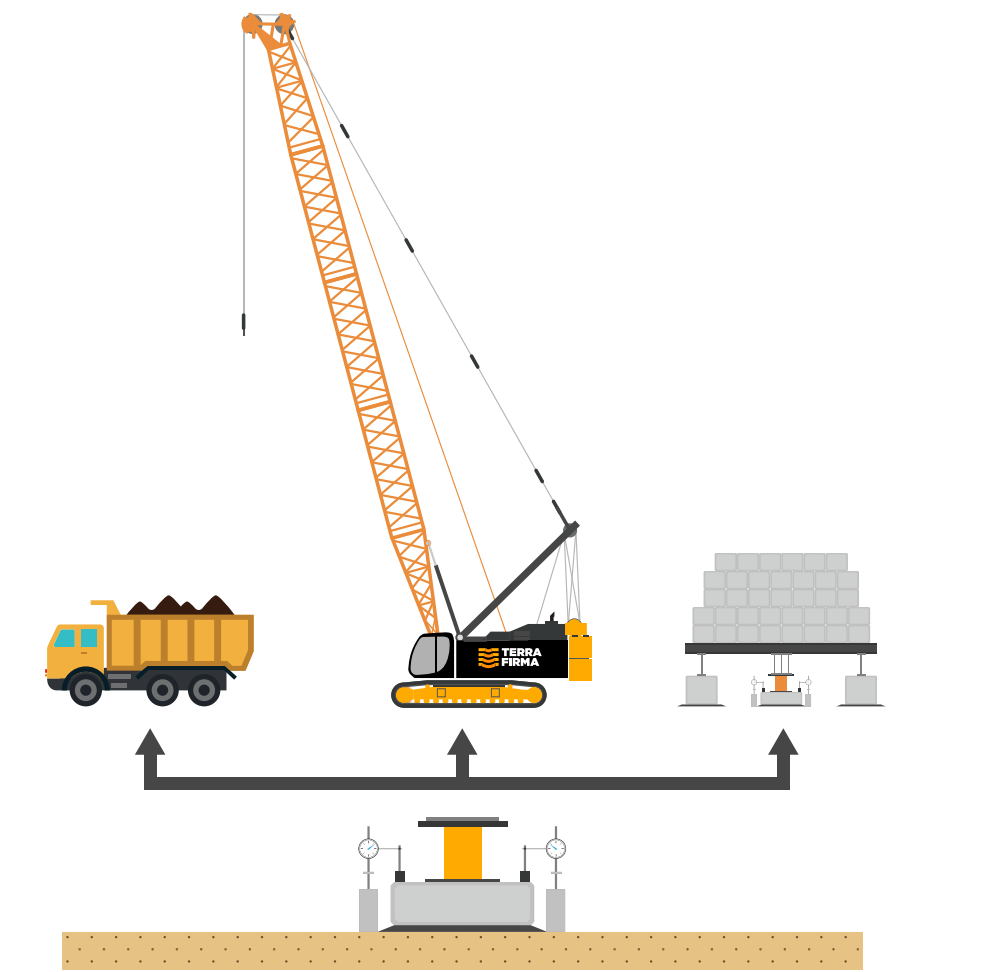
Penetration Tests

Normally Cone Penetration Tests (CPT's) are carried out for the measurement of compaction results due to its reliability and low cost. CPT's measure qc, side friction & pore water pressure. Post compact CPT is normally carried out after minimum one week of vibro compaction in order to allow excess pore water pressure to dissipate, which was created by vibro compaction process.



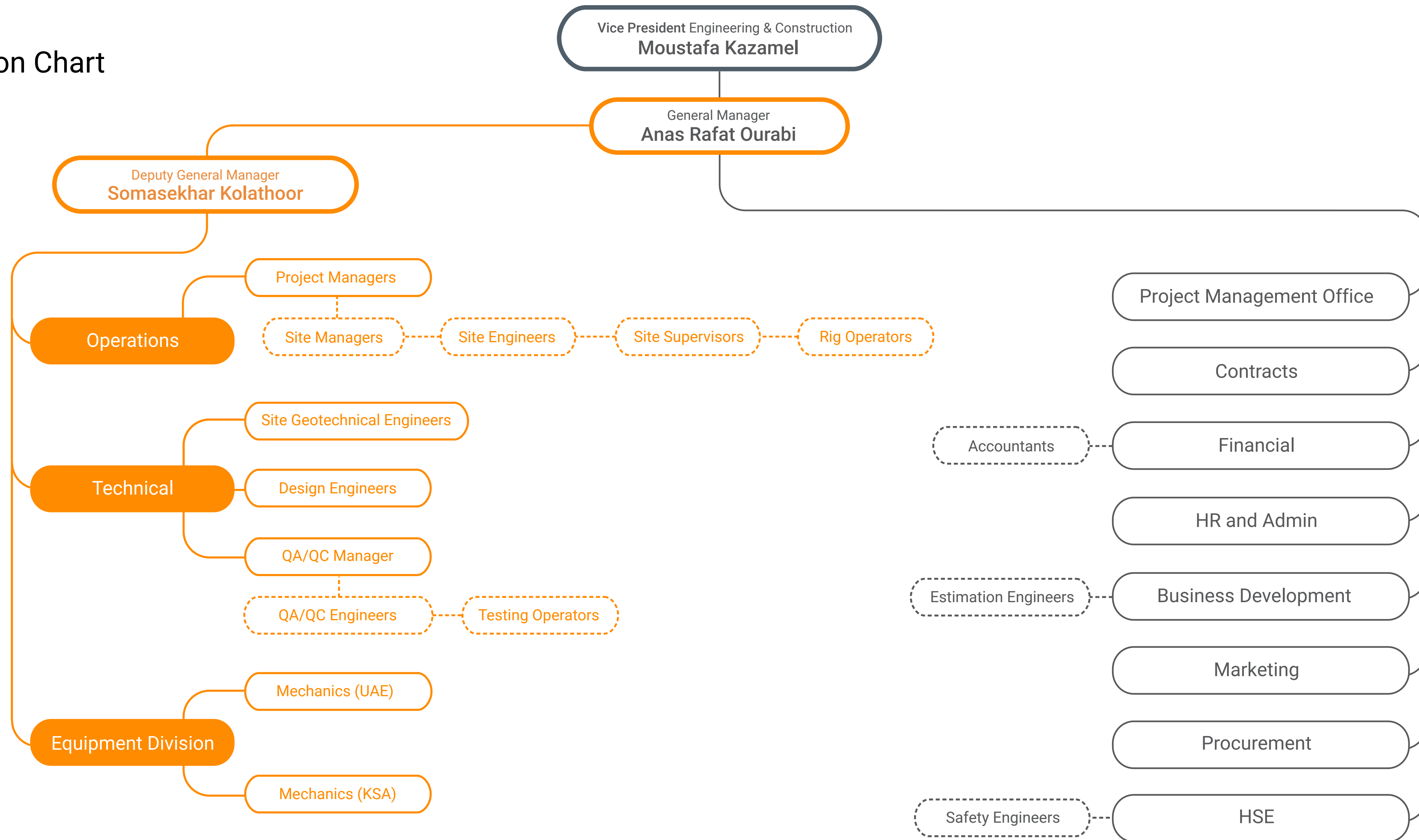
Load Tests

Are the best quality control tests for the cohesive soils treated by vibro replacement. Load test could either be a plate load test performed by using a 0.75m to 1.0m dia steel plate or a big scale zone load test using a test slab of the size between 2x2m to 3x3m depending on stone column layout, treatment depth, load and type of structure.



Team

Organization Chart





Anas Ourabi

General Manager, Geotechnical

Civil Engineering

- ▶ 20+ years of leadership experience in Ground Improvement and Geotechnical Engineering
- ▶ Bachelor's degree in Civil Engineering – Geotechnical from Tishreen University, Syria
- ▶ Directed large-scale projects across UAE, KSA, Oman, Kuwait, and Africa
- ▶ Expert in Dynamic Compaction, Replacement, and Rapid Impact Techniques

Dominican



Somasekhar Kolathoor

Deputy General Manager

Civil Engineering, Geotechnical

- ▶ 20+ years in Ground Improvement & Geotechnical Engineering
- ▶ Holds a Master's degree in Soil Mechanics & Foundation Engineering
- ▶ Led projects across UAE, KSA, Oman, Qatar, Kuwait and Mexico
- ▶ Specialized in Dynamic Compaction, Replacement, and Vibro Techniques

Indian



Ahmed Alaaeldin

Technical & Business Development Manager

Civil Engineering, Assistant Lecturer

- ▶ 13+ years of experience in Ground Improvement & Geotechnical Design
- ▶ Holds a Master's degree in Geotechnical & Structural Engineering
- ▶ Led and designed major projects across UAE, KSA, and Egypt
- ▶ Specialized in Dynamic Compaction, Rapid Impact, Stone Columns, and Shoring Works

Egyptian



Shereef Aboo Backer

Operation Manager

Civil Engineering

- ▶ 20+ years of experience in Ground Improvement and Geotechnical Projects
- ▶ Bachelor's degree in Civil Engineering from Calicut University, India
- ▶ Managed large-scale works across UAE, KSA, Oman, and Kuwait
- ▶ Expert in Dynamic Compaction, Replacement, and Vibro Techniques

Indian



Hossam Edris

Area Project Manager

Civil Engineering, Deep Foundations

- ▶ 30+ years in Deep Foundations, Ground Engineering, and Project Management
- ▶ Bachelor's degree in Civil Engineering and a Post-Graduate Diploma in Construction Management
- ▶ Led operations and major projects across UAE, KSA, Qatar, Kuwait, Oman, and India
- ▶ Specialized in Diaphragm Walls, Piling, Shoring, Anchors, Grouting, Soil Improvement, Rigid Inclusions, Dynamic Compaction, and Stone Columns

Egyptian



Alireza Karimpour

Area Project Manager

Civil Engineering, Geotechnical

- ▶ 25+ years of experience in Ground Improvement and Geotechnical Engineering
- ▶ Associate Degree in Civil Engineering, Road Subgrade from Lavizan University, Tehran, Iran
- ▶ Managed large-scale projects across UAE, India, Iraq, Georgia, and Central Asia
- ▶ Expert in Dynamic Compaction, Dynamic Replacement, Stone Columns, PVD, CMC, and Grouting Techniques

Iranian



Ziad Khawam

Business Development Manager

Civil Engineering

- ▶ 27+ years in construction, business development, and operations in UAE and GCC countries
- ▶ Degree in Civil Engineering from Jami't Alep University
- ▶ Led business growth and client relations for major projects across UAE and GCC
- ▶ Specialized in business development, sales strategy, client acquisition, and market expansion

Syrian



Mohamed Razik Bathrudeen

Project Manager

Civil Engineer, Geotechnical

- ▶ 15+ years of experience in Ground Improvement and Geotechnical Engineering
- ▶ Bachelor's Degree in Civil Engineering from Anna University, India
- ▶ Managed major projects across UAE and India in piling, shoring, grouting, and ground improvement
- ▶ Expert in Vibro Compaction, Dynamic Compaction, Piling, and Geotechnical Project Management

Indian



Tanush Thampan

Project Manager

Civil Engineering

- ▶ 10+ years of experience in Ground Improvement and Geotechnical Projects
- ▶ Bachelor's degree in Civil Engineering from Visvesvaraya Technical University, India
- ▶ Successfully led major projects across UAE, KSA, Bahrain, and India
- ▶ Expert in Dynamic Compaction, Rapid Impact, Rigid Inclusion, and Vibro Techniques

Indian



Abdelrahman Ameen

Project Manager

Civil Engineering

- ▶ 10+ years of experience in Civil Engineering and Project Management
- ▶ Bachelor's Degree in Civil Engineering
- ▶ Managed major projects across the Middle East in site execution and project delivery
- ▶ Experienced in project planning, coordination, execution, and operational management

Egyptian



Osama Mostafa

Site Manager

Civil Engineering, Geotechnical

- ▶ 10+ years of experience in Ground Improvement and Geotechnical Projects
- ▶ Bachelor's Degree in Civil Engineering from Helwan University, Egypt
- ▶ Managed major projects across UAE, KSA, and Egypt in site execution and project management
- ▶ Expert in Dynamic Compaction, Rigid Inclusions, Shoring, Piling, and Enabling Works

Egyptian



Islam Abubaker

Technical Engineer

Civil Engineering, Geotechnical

- ▶ 7+ years of experience in Structural and Geotechnical Design
- ▶ Bachelor's degree in Civil Engineering from Minya University, Egypt
- ▶ Worked on complex projects across UAE and Egypt, from high-rises to deep foundations
- ▶ Specialized in Piling, Shoring, Ground Anchors, and Soil Improvement Techniques

Egyptian



Wahith Vavanan

Geotechnical Engineer

Civil Engineering, Geotechnical

- ▶ 9+ years of experience in Geotechnical Design and Ground Improvement Projects
- ▶ Master's degree in Soil Mechanics & Foundation Engineering from Anna University, India
- ▶ Worked on large-scale developments across UAE, KSA, Kuwait, and Bangladesh
- ▶ Specialized in Dynamic Compaction, Replacement, RIC, and Vibro Techniques

Indian



Amin Mohamed Lasheen

Site Manager

Civil Engineering, Geotechnical

- ▶ 8+ years of experience in Ground Improvement and Geotechnical Projects
- ▶ Bachelor's degree in Civil Engineering from AAST, Egypt
- ▶ Managed large-scale site operations across Egypt with leading engineering firms
- ▶ Expert in Rigid Inclusions, Stone Columns, and PVD Techniques

Egyptian



Hussein Sameh

Equipment Manager

Mechatronics Engineer

- ▶ 14+ years of experience in Equipment Management for Ground Improvement and Geotechnical Engineering
- ▶ Bachelor's Degree in Mechatronics Engineering from the German University in Cairo
- ▶ Managed major equipment operations across KSA and Egypt
- ▶ Expert in Asset Management, Heavy Equipment, and Maintenance Planning

Egyptian



Mina Gweid

Site Manager

Civil Engineering, Geotechnical

- ▶ 10+ years of experience in Ground Improvement and Geotechnical Projects
- ▶ Bachelor's Degree in Civil Technology Engineering from Beni Suf University, Egypt
- ▶ Managed major projects across KSA and Egypt in site execution and quality control
- ▶ Expert in Dynamic Compaction, Dynamic Replacement, RDC, Stone Columns, and PVD Works

Egyptian



Mohammed Albedaiwi

Projects Safety Manager

Occupational Health, Safety, and Environment

- ▶ 14+ years of HSE experience in geotechnical and infrastructure projects
- ▶ Bachelor's Degree in Business Administration with advanced Health & Safety certifications
- ▶ Led HSE operations across major Ground Improvement, Deep Piling, and RIC projects in KSA
- ▶ Expert in HSE Governance, Risk Management, Emergency Planning, and Compliance Auditing

Egyptian



Mohamed Zakaria

Geotechnical & Estimation Engineer

Civil Engineer, Geotechnical

- ▶ 6+ years of experience in Geotechnical Design and Ground Improvement
- ▶ Bachelor's Degree in Civil Engineering from Ain Shams University, Egypt
- ▶ Worked on major projects across UAE and Egypt in soil improvement and foundation design
- ▶ Expert in Dynamic Compaction, Dynamic Replacement, Vibro Techniques, and Geotechnical Design

Egyptian



Sujith Madathil

Production Design Engineer

Civil Engineering

- ▶ 15+ years of experience in Ground Improvement and Geotechnical Projects
- ▶ Diploma in Civil Engineering from the State Board of Technical Education, India
- ▶ Experienced in production design, QA/QC, and site supervision across UAE, KSA, and Africa
- ▶ Specialized in Dynamic Compaction, Replacement, and Rapid Impact Techniques

Indian



Ahmed Ashraf

Senior Geotechnical Design & Estimation Engineer

Civil Engineering, Geotechnical

- ▶ 8+ years of experience in Geotechnical Design and Ground Improvement Engineering
- ▶ Master's Degree in Geotechnical Engineering and Bachelor's Degree in Civil Engineering from Cairo University
- ▶ Worked on major projects across KSA, Egypt, USA, and Rwanda in design, estimation, and soil improvement
- ▶ Expert in Dynamic Compaction, Dynamic Replacement, RIC, Stone Columns, Shoring, and PLAXIS Modeling

Egyptian



Omar Dannawi

Technical & Commercial Engineer

Civil Engineering

- ▶ 3+ Years of experience in Ground Improvement and Civil Engineering
- ▶ Bachelor's Degree in Civil Engineering from Lattakia University in Syria
- ▶ Designed and executed projects across UAE
- ▶ Specialized in technical, operational, and tendering aspects of DC, DR and RIC techniques

Syrian



Lama Abuteir

Technical Engineer

Civil Engineering, Geotechnical

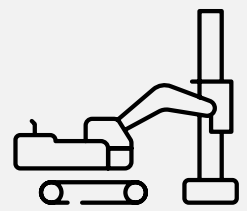

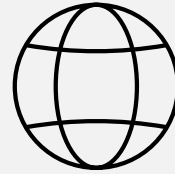



- ▶ 5+ years of experience in Ground Investigation, Ground Improvement and Geotechnical Projects
- ▶ Bachelor's degree in Civil Engineering from University of Palestine
- ▶ Worked on major projects across UAE in geotechnical & geophysical investigation and foundation design
- ▶ Expert in geotechnical design report and soil improvement design techniques

Palestinian

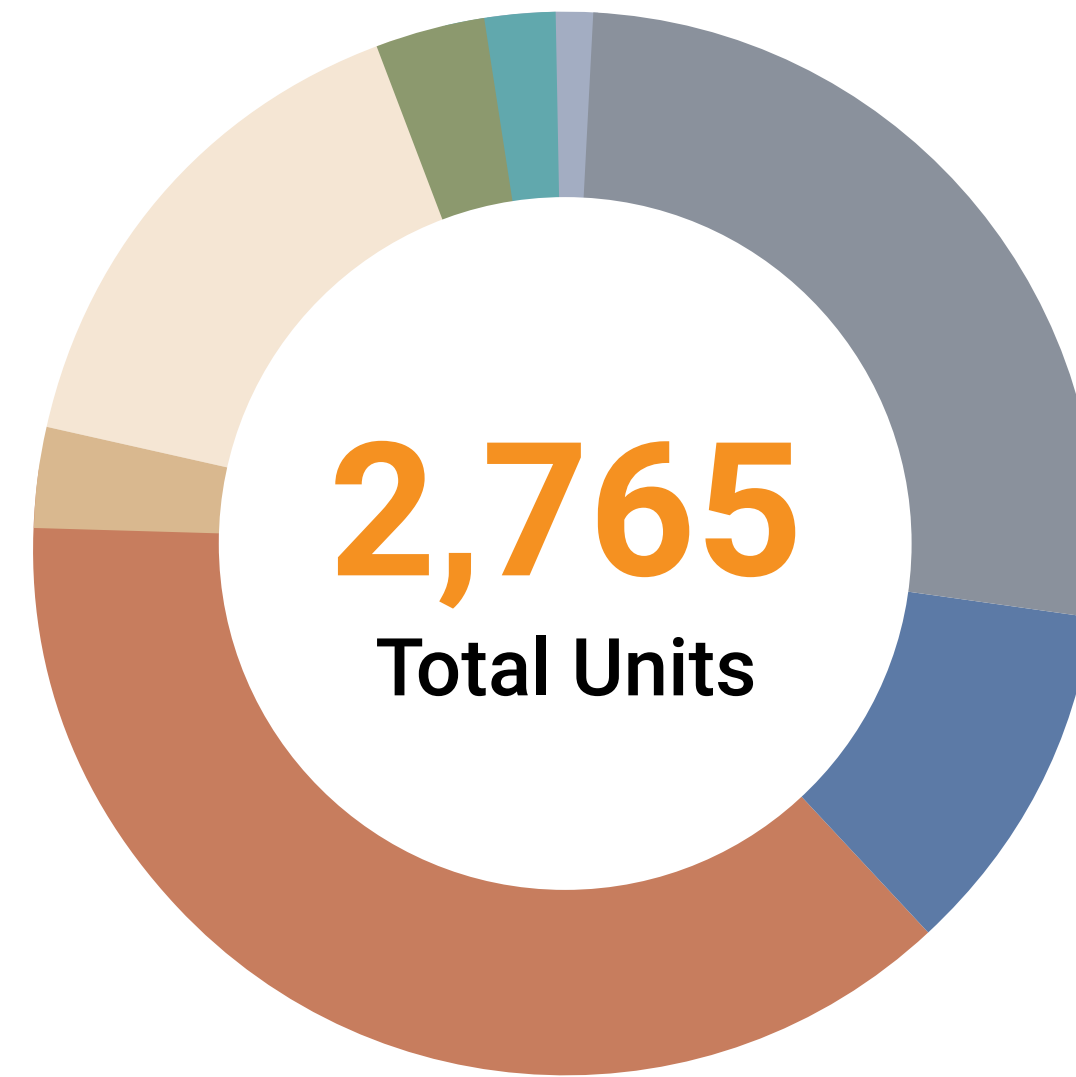
5. Equipment

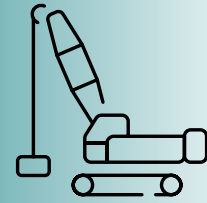





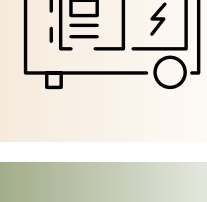

Fleet Overview

Built for scale. Ready for every challenge.

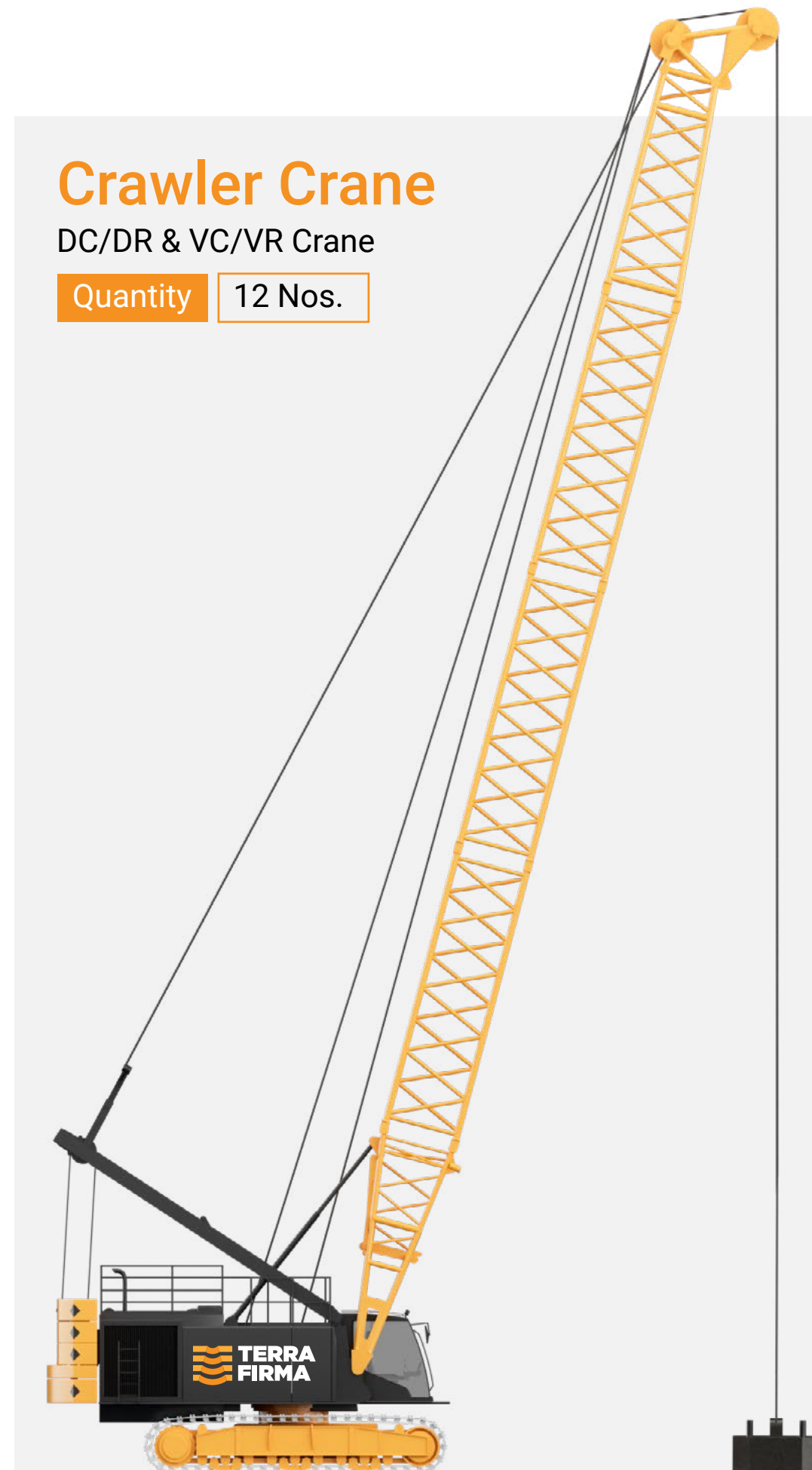
 2,765 Total Units	 30+ Equipment Types	 10+ Global Brands
 Built to Deliver Performance at Scale	 Maintained to the Highest Standards	 Ready to Deploy Anytime, Anywhere

Fleet Breakdown by Category



	Ground Improvement	22
	Testing & Instrumentation	5
	Earthmoving	731
	Haulage Equipment	296
	Transport Fleet	1,084
	Crushing & Screening	88
	Site Support Equipment	451
	Tanker Fleet	88

Ground Improvement



Crawler Crane

DC/DR & VC/VR Crane

Quantity 12 Nos.

RDC Machine

Quantity 8 Nos.


Capacity 17 Tons



RIC Machine

Quantity 2 Nos.

Capacity 9 Tons



Testing & Instrumentation

CPT Truck

Testing Rig


Quantity 1 Nos.



CPT Crawler Mounted

Testing Rig

Quantity 4 Nos.




Pounders

DC Pounders

Quantity 6 Nos.


Weight 16-18 Tons



DR Pounders

Quantity 9 Nos.


Weight 20 Tons



Ironing Pounders

Quantity 3 Nos.


Weight 16 Tons










DC/DR Pounders

Quantity 11 Nos.






Weight 23.5 Tons



Earthmoving

	<p>Excavator</p> <ul style="list-style-type: none"> Caterpillar Komatsu Volvo Doosan Hitachi 	<p>270</p> <p>Units</p>
	<p>Bulldozer</p> <ul style="list-style-type: none"> Caterpillar Komatsu Volvo 	<p>138</p> <p>Units</p>
	<p>Wheel Loader</p> <ul style="list-style-type: none"> Caterpillar Kawasaki Doosan Komatsu 	<p>120</p> <p>Units</p>
	<p>Roller Compactor</p> <ul style="list-style-type: none"> Caterpillar 	<p>80</p> <p>Units</p>
	<p>Backhoe Loader</p> <ul style="list-style-type: none"> Caterpillar JCB 	<p>50</p> <p>Units</p>
	<p>Motor Grader</p> <ul style="list-style-type: none"> Caterpillar 	<p>45</p> <p>Units</p>
	<p>Skid Loader</p> <ul style="list-style-type: none"> Bobcat Caterpillar 	<p>28</p> <p>Units</p>

Fleet & Support Equipment

	<p>Haulage Equipment</p> <ul style="list-style-type: none"> Dump Truck Dumper Mercedes Caterpillar Volvo 	<p>296</p> <p>Units</p>
	<p>Transport Fleet</p> <ul style="list-style-type: none"> Box Trailer Head Trailer Low Bed Trailer Flat Bed Trailer Man Mercedes Volvo Local 	<p>1,084</p> <p>Units</p>
	<p>Crushing & Screening</p> <ul style="list-style-type: none"> Mobile Crusher Screen Crusher Meka Local 	<p>88</p> <p>Units</p>
	<p>Site Support Equipment</p> <ul style="list-style-type: none"> Generator Tower Light Diesel Tank Jack Hammer Caterpillar Cummins Denyo Khonaysser Doosan JCB KMGP Perkins Alpha-Plus Rockbuster 	<p>451</p> <p>Units</p>
	<p>Tanker Fleet</p> <ul style="list-style-type: none"> Tanker 12,000 Ltr Tanker 18,000 Ltr Mercedes 	<p>88</p> <p>Units</p>

Licenses

Business Registrations: UAE 



Dubai Trade License

License No: 1199411
 Company: Terra Firma Foundation Contracting LLC
 Issue Date: 20 June 2023
 Expiry Date: 19 June 2027

Dubai Chamber Membership

Membership No: 468199
 Member Since: 20 June 2023
 Issue Date: 20 June 2023

Dubai Commercial Register

Register No: 2094842
 Issue Date: 20 June 2023

Banking Partner

First Abu Dhabi Bank



Abu Dhabi Unified License

License No: CN-5094975
 Establishment Date: 29 October 2023
 Issue Date: 20 October 2025
 Expiry Date: 29 October 2026

Abu Dhabi Chamber Membership

Membership No: 8800059524
 Member Since: 29 October 2023
 Issue Date: 30 October 2024
 Expiry Date: 29 October 2026

In-Country Value Certificate

Dubai
 Certificate No: 141632
 Issue Date: 25 September 2025
 Valid Until: 17 October 2026

In-Country Value Certificate

Abu Dhabi
 Certificate No: 141633
 Issue Date: 25 September 2025
 Valid Until: 17 October 2026

Licenses

Business Registrations KSA

وزارة التجارة
Ministry of Commerce



Ministry of Commerce Certificate

License/CR No: 2050004953
Member Since: 1978
Issue Date: 11 June 2023
Expiry Date: 17 April 2028



Saudi Chamber Membership

Membership No: 383593
Date of Membership: 11 June 2023
Expiry Date: 17 April 2028



SCA Membership

Membership No: 10001405
Issue Date: 09 Feb 2026
Membership Expiry: 18 Feb 2027



GOSI Social Insurance Certificate

Certificate Code: 110770340
Subscription No: 508037511

هيئة الزكاة والضريبة والجمارك
Zakat, Tax and Customs Authority



VAT Registration Certificate

VAT No: 300912474500003
Registration Effective: 01 January 2018

ZATCA Tax Compliance Certificate

Valid Until: 30 April 2027



Saudization (Nitaqat) Certificate

Certificate No: 132334-12894790
Issue Date: 12 Jan 2026
Expiry Date: 26 July 2026

العنوان الوطني
NATIONAL ADDRESS



National Address

Proof No: 1083475107
Issue Date: 07 April 2025
Expiry Date: 04 October 2026


ISO Certificates

UAE 




Dubai


ISO 9001:2015
 Certificate No: CR/SD-26046/01
 Issue Date: 10 June 2026
 Expiry Date: 27 May 2027



ISO 14001:2015
 Certificate No: CR/SD-26046/02
 Issue Date: 10 June 2026
 Expiry Date: 27 May 2027




ISO 45001:2018
 Certificate No: CR/SD-26046/03
 Issue Date: 10 June 2026
 Expiry Date: 27 May 2027




Abu Dhabi


ISO 9001:2015
 Certificate No: CR/SD-26046/04
 Issue Date: 10 June 2026
 Expiry Date: 27 May 2027



ISO 14001:2015
 Certificate No: CR/SD-26046/05
 Issue Date: 10 June 2026
 Expiry Date: 27 May 2027




ISO 45001:2018
 Certificate No: CR/SD-26046/06
 Issue Date: 10 June 2026
 Expiry Date: 27 May 2027




KSA 



ISO 9001:2015
 Certificate No: KAQM202602041
 Initial Registration: 20 February 2026
 Certificate Expiry: 20 February 2027



ISO 14001:2015
 Certificate No: KAEM202602027
 Initial Registration: 20 February 2026
 Certificate Expiry: 20 February 2027



ISO 45001:2018
 Certificate No: KAOH202602029
 Initial Registration: 20 February 2026
 Certificate Expiry: 20 February 2027



HSEQ

Health, Safety, Environment, and Quality

Safety

TERRA FIRMA is a company committed to the Health and Safety of its personnel and any other personnel who may interact with TERRA FIRMA operations. The company is aware of its responsibilities and obligations towards all employees to ensure a healthy and safe working environment.

We are committed to:

- ▶ The complete Health and Safety of all personnel at all times and in all circumstances.
- ▶ Safely operate and maintain all plants and equipment employed at the construction site.
- ▶ Monitor, evaluate and continually improve our Health, Safety and Environmental (HSE) performance through the definition of operational standards, assessments and audits.
- ▶ Minimize our impact on the environment through pollution prevention and proper waste management. Prevent property damages or injuries to third parties due to company operations.
- ▶ Continuous training and education of our personnel to provide proper skills and to ensure awareness on rights and responsibilities.
- ▶ Communicate openly with all clients and interested parties and provide them with full support in the site HSE management.
- ▶ Ensure preparedness and appropriate response to any emergency situation within our workplace.

The principles of this commitment are what drive TERRA FIRMA Health, Safety and Environmental management system. TERRA FIRMA, with the support of all levels of management, will continually review and improve the current internal policies, standards and procedures integrating the HSE objectives into the company

management strategy as a contribution to the quality of the product delivered to our clients. All incidents, near misses and unsafe acts or conditions are preventable. A safe, healthy and clean working environment can and must be provided at all times. Participation in the HSE management and pro-activity towards HSE initiatives is encouraged and rewarded. The communication and regular consultation with all levels of personnel is the key to reach a wide employees consensus maintaining a high level of HSE awareness at all times and proving that people are considered the essential resource for the success of our company.

TERRA FIRMA is an organization with a continually improving commitment to addressing Health, Safety and Environmental (HSE) issues. The company is well aware of the highest international and local standards and their significant part in reducing workplace incidents and companies loss. TERRA FIRMA ultimate goal is to exceed all local and international HSE requirements and ensure our internal HSE standard is strictly followed by all personnel. The HSE management system is a core part of the company's mission and management strategy with the objective to systematically implement procedures in order to achieve a total control of our business in term of HSE and frequently carry out assessment for continuous improvement.

HSE Department

The implementation of the HSE management system requires a strong organization of people and resources ensuring that everyone is aware of their rights, roles and responsibilities. TERRA FIRMA HSE Department comprises over 10 professionals and it is rapidly expanding in order to meet the demand for HSE management at our construction sites throughout the Arabian Gulf Region. The department is essential for the success of our operations maintaining the corporate image of a company dedicated to its employees and to the quality of the product delivered. People are considered the "most valuable resource" therefore TERRA FIRMA provides training and development to all levels of personnel in order to enhance HSE skills and awareness.



Health, Safety, Environment & Quality Policy

Vision

To grow into a global ground improvement company that ranks among the top five globally by offering cutting-edge ground improvement solutions. The design approach that satisfies client needs while being affordable, sustainable, and has minimal impact on the environment.

Mission

- ▶ Operate our business in accordance with all relevant laws and rules pertaining to HSEQ as they apply to our operations and services.
- ▶ Provide SAFE (Sustainable, Advanced, Fast & Economical) foundation solutions.
- ▶ Focus and identify the customer needs and expectation and provide cutting-edge foundation design.
- ▶ Focus to achieve sustainable growth in all aspect of the business that meet the stake holders and other interest parties' expectation.
- ▶ Implement as low as reasonably practicable measures to reduce the hazard and risk associated with our activities and services to employees and other interested parties.
- ▶ Ensure the continuous improvement of our HSEQ objectives by continuous monitoring.
- ▶ We will continually improve our environmental performance.
- ▶ We will ensure workers consultation on all the aspect of HSEQ matters.
- ▶ We will ensure employees have adequate training on HSEQ requirements to ensure a safe work environment and promote safety culture.


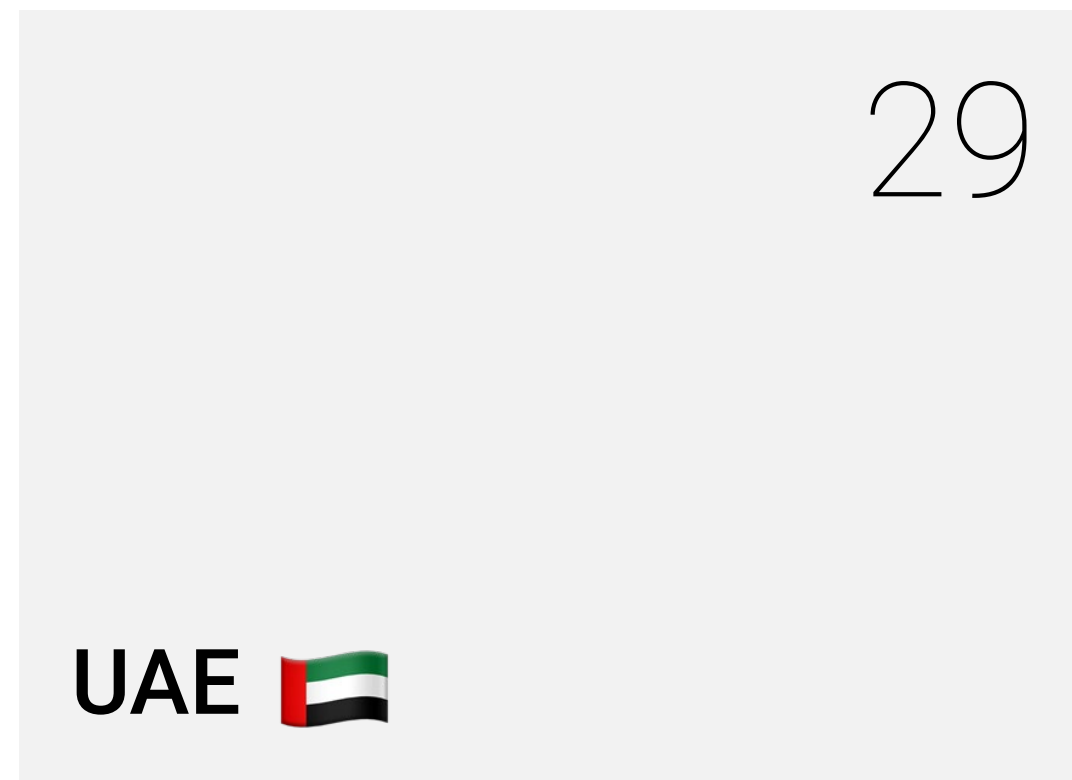
Stop Work Authority Policy

At Terra Firma, our Health, Safety, and Environmental (HSE) policy is centered on ensuring a safe and secure work environment for all our personnel. We are committed to taking measures that are as low as reasonably practicable to avoid or reduce hazards, risks, and impacts on the environment. Our dedication to HSE principles underscores our responsibility to safeguard the well-being of our stakeholders and the preservation of the environment.

As part of our commitment to safety, it is imperative that all Terra Firma employees and contractors understand, and exercise STOP WORK AUTHORITY whenever a situation arises that puts an employee, member of the public, or the environment at risk. Management fully supports and encourages the use of STOP WORK AUTHORITY, and we rely on our employees to diligently execute this policy to maintain a safe working environment.

- ▶ STOP WORK AUTHORITY shall be applied if any situation arises due to an unsafe action, behavior, condition or omission to the workplace by any party involved in the operation. This applies to any action which may cause injury, serious harm, property damage or environmental impact if the situation were permitted to continue.
- ▶ Any person regardless of position, seniority or discipline has the right and duty to apply the STOP WORK AUTHORITY policy if it is in his/her opinion or judgment that such activity is deemed to be a potential incident.
- ▶ There shall be no blame or fault put on any employee that uses their STOP WORK AUTHORITY even if, upon investigation, the STOP WORK AUTHORITY was deemed unnecessary. The STOP WORK AUTHORITY must be applied in good faith.
- ▶ Timing is a critical factor. There should not be any delay in calling for a STOP WORK AUTHORITY order if the need arises.
- ▶ Work that has been halted due to an employee's STOP WORK AUTHORITY, shall not resume until all safety aspects have been cleared to the satisfaction of the employee who initiated the STOP WORK AUTHORITY, or the area Supervisor/Safety has properly reviewed the concern and deemed it safe to continue.

Projects



Projects

UAE 



Abu Dhabi

Hudayriyat East Expansion - Phase 3

Client : Modon Properties
Consultant : ATM
Contractor : NMDC
Duration : Ongoing
Area : 1,934,245 m²
Technique : Dynamic Replacement and Stone Columns



Abu Dhabi

Mid Island Parkway PH-1B - Saadiyat Island

Client : Department of Municipalities and Transport
Consultant : Parsons
Contractor : JV YAS projects /China Railway TunnelGroup
Duration : 11 Months
Area : 374,729 m²
Technique : Dynamic Compaction and Dynamic Replacement



Abu Dhabi

GI - Rahayel Passenger Heavy Maintenance Facility - ICAD

Client : Etihad Rail
Consultant : Jacobs
Contractor : L&T PowerChina JV
Duration : 3 Months
Area : 160,000 m²
Technique : Rapid Dynamic Replacement and Dynamic Compaction



Al Dhafrah, Abu Dhabi

Sectors 20 & 22 - Infrastructure, Villas and Community Facilities

Client : Abu Dhabi Housing Authority
Consultant : (ECG) Engineering Consultants Group L&T
Contractor : NAEL Construct-Vannord (Wicks)
Duration : 3 Months
Area : 71,000 m²
Technique : Dynamic Compaction



Marjan, RAK

RAK Hospital Enabling Works

Client : Marjan
Consultant : Stantec
Contractor : Terra Firma (enabling contractor)
Duration : 3 Months
Area : 67,267.87 m²
Technique : EW, DC, RI, Shoring



Fujairah

Etihad Rail - Fujairah Station

Client : Etihad Rail
Consultant : Jacobs
Contractor : China Railway International
Duration : 6 Weeks
Area : Foundation3,364- Im Satir case1593- LM
Technique : Rigid Inclusion

UAE 



Emirati Villas Neighborhoods at Al Wathba

Client : Abu Dhabi Housing Authority
Consultant : Khatib & Alami Consolidated Consulting
Contractor : NAEL General Contracting
Duration : 3 Months
Area : 288,086 m²
Technique : Rapid Impact Compaction



Al Ain Amerah Residential

Contractor : Wicks
Technique : Dynamic Compaction and Rapid Impact Compaction



Etihad Rail MBZ, Dubai & Fujairah Stations

Client : Etihad Rail
Consultant : Jacobs
Contractor : China Railway Tunnel Group
Duration : 1 Month
Area : 5,310 m²
Technique : Dynamic Compaction



Seven VIP Modular Villas at Al Rawdha Palace

Client : Trojan
Area: 4,852 m²
Duration: 1 Month
Technique : Dynamic Compaction



Al Haffar Housing Project Infrastructure Work - P346

Client : Aldar
Consultant : AECOM
Contractor : West Baynonah
Technique : Rapid Dynamic Compaction and Rapid Impact Compaction



Emirates Float Glass Manufacturing Facility ICAD II

Client : Emirates Glass
Consultant : Design House
Area : ~36,000 sq.m
Technique : Stone Columns and Piling

UAE



Abu Dhabi

Emergency Repairs on the International Road (E11), Al Marfaa

Client : Department of Municipalities and Transport
Consultant : Parsons
Contractor : Noor Al Sahara
Technique : TAM Grouting



Abu Dhabi

Grouting Works for Bada Al Jubail Bridge 1 & 2

Client : Jubail Island
Consultant : Parsons
Contractor : Gulf Contractors
Duration : 2 Months
Technique : Cavity Grouting



Abu Dhabi

Mid Island Parkways Phase -1A Protection of Existing Transco Network

Client : Department of Municipalities and Transport
Consultant : Parsons
Contractor : Dogus Abu Dhabi - GCC JV
Duration : 11 Months
Area : 3,675.263 m²
Technique : Compaction Grouting



Al Bahia, Abu Dhabi

Al Bahia Assets Enhancement O-15392

Client : TAQA
Consultant : KN International
Contractor : Gulf Contractors
Area: 300 m³
Technique : Grouting



Masdar City, Abu Dhabi

Masdar City Infrastructure OS49 Plot Roads, Utilities and Streetscape

Client : Masdar City
Consultant : AECOM
Contractor : Gulf Contracting & Landscaping
Area : SC: 15,201 m²
 Grouting: 3,734 m²
Technique : Vibro Replacement/Stone Columns and Jet Grouting



Abu Dhabi

Kezad Warehouse KLP7

Client : Abu Dhabi Ports Group
Contractor : RAQ Contracting
Technique : Dynamic Compaction and Dynamic Replacement (Stone Columns)

KSA



Jeddah

Qiddiyah Jeddah - Jeddah North Coast Project

Client : Qiddiya
Consultant : DAR Al Riyadh
Contractor : Abdulmohsen Altamimi Contracting
Duration : 7 Months
Area : 4,154,544.19m²
Technique : Dynamic Replacement and Rapid Impact Compaction



NEOM

Neom Oxagon Port - Wadi Jubbah (WO 69)

Client : NEOM
Contractor : HARBICO
Duration : 3 Months
Area : 487,445 m²
Technique : Rapid Impact Compaction



Jubail

Jubail C14 Site Preparation of Support Area - Phase 2 021-C14

Client : RCJY
Contractor : HARBICO
Duration : 6 Months
Area : 810,080 m²
Technique : Rapid Impact Compaction



Al Khobar

Al Khobar Development Project Programme 3 Dammam & Khobar

Client : Saudi Entertainment Ventures (SEVEN)
Consultant : WS Atkins
Contractor : Mofarreh Alharbi & Partners
Duration : 3 Months
Area : 1,322 L.m
Technique : Shoring (Secant Pile Wall)



Tas Al Khair

NPCC KSA Yard Facilities - Package 1

Client : NPCC
Consultant : ADEC Engineering Consultancy
Contractor : HARBICO
Duration : 6 Months
Area : 400,000 m²
Technique : Dynamic Compaction



Jubail

Fadhili Gas Plant Expansion - Offshore Gas Increment

Client : ARAMCO
Consultant : ARAMCO PMT
Contractor : AL HARBI
Area : 5,000,000 m²
Technique : Rapid Impact Compaction and Dynamic Replacement

KSA 



Jubail

Riyas NGL Fractionation Facility (RNLGF) Site Preparation Pkg #6


Client : ARAMCO
Consultant : SAUDI ARAMCO
Contractor : Mofarreh Alharbi & Partners
Duration : 14 Months
Area : 4,350,0007.93 m²
Technique : Dynamic Compaction, Dynamic Replacement and Rapid Impact Compaction



Jubail

Site Preparation for Support Area 21-C14 - Phases 2&3

Client : RCJY
Consultant : Royal Commesion
Contractor : Royal Commesion
Area : 100,000 m²
Technique : Dynamic Replacement



Maqna

W076 - NEOM

Client : NEOM
Consultant : AECOM
Contractor : AL HARBI
Area : 408,654 m²
Technique : Rapid Impact Compaction



Ras Al Khair

Two Diammonium Phosphate Plants (Phase 1) Maaden Phosphate 3 Plants (Phase 1)

Client : Maaden
Consultant : Maaden
Contractor : AL HARBI
Area : 121,000 m²
Technique : Dynamic Compaction / Dynamic Replacement



Jafurah

Jafura Gas Compression Plant (GCP) -04 Site Preparation -Trevi

Client : ARAMCO
Consultant : ABC
Contractor : Trevi
Duration : 2.5 Months
Area : 500,000 m²
Technique : Rapid Impact Compaction



Khurais

Debottleneck Produced Water Handling System

Client : ARAMCO
Contractor : ENPPI
Area : 349761.9 m²
Technique : Rapid Dynamic Compaction

KSA



Magna

W077 - NEOM

Client : NEOM
Consultant : AECOM
Contractor : AL HARBI
Area : 852,917 m²
Technique : Rapid Impact Compaction



Al Uqair

Al Uqair Development - South Phase

Client : Al Uqair Development
Contractor : AL HARBI
Duration : 3 months Phase-1, 6 months Phase-2
Area : 872,300 m² (DR)
 181,022 m² (RIC)
Technique : Dynamic Replacement, Rapid Impact Compaction



Jafurah

Jafurah PKG3 Project - Gas Compression Plants

Client : ARAMCO
Contractor : TR & SFEC
Area : 2,169,139.018 m²
Technique : Rapid Impact Compaction



Jeddah

Jeddah Logistics Park Package 1

Client : DP World
Consultant : GEO Global Engineering Office
Contractor : EDECS
Duration : 2.5 Months
Area : 184,363 m²
Technique : Rapid Impact Compaction



Al Khobar

Program 3 Al Khobar Entertainment Development

Client : Saudi Entertainment Ventures (SEVEN)
Consultant : WS Atkins
Contractor : SBG & Madarat El Emar
Duration : 00 Months
Area : 17,814.15 m²
Technique : Dynamic Replacement



Ras Al Khair

Supply and Construction of Potable Water Pumping Station / Phase II

Client : RCJY
Contractor : Al Rafia Contracting Company
Area : 85,225 m²
Technique : Dynamic Compaction, Rapid Impact Compaction, Rigid Inclusion

KSA 



Hajar Site Preparation

Client : Hajr Two Electricity Company
Contractor : JV TR - ORASCOM/ SFEC
Duration : 1.5 Months
Area : 336,646 m²
Technique : Rapid Impact Compaction



Construction of Qurayyah-4 380kV BS

Client : Saudi Electric Company
Contractor : L&T Power Transmission
Duration : 1 Month
Area : 40,000 m²
Technique : Dynamic Compaction, Dynamic Replacement



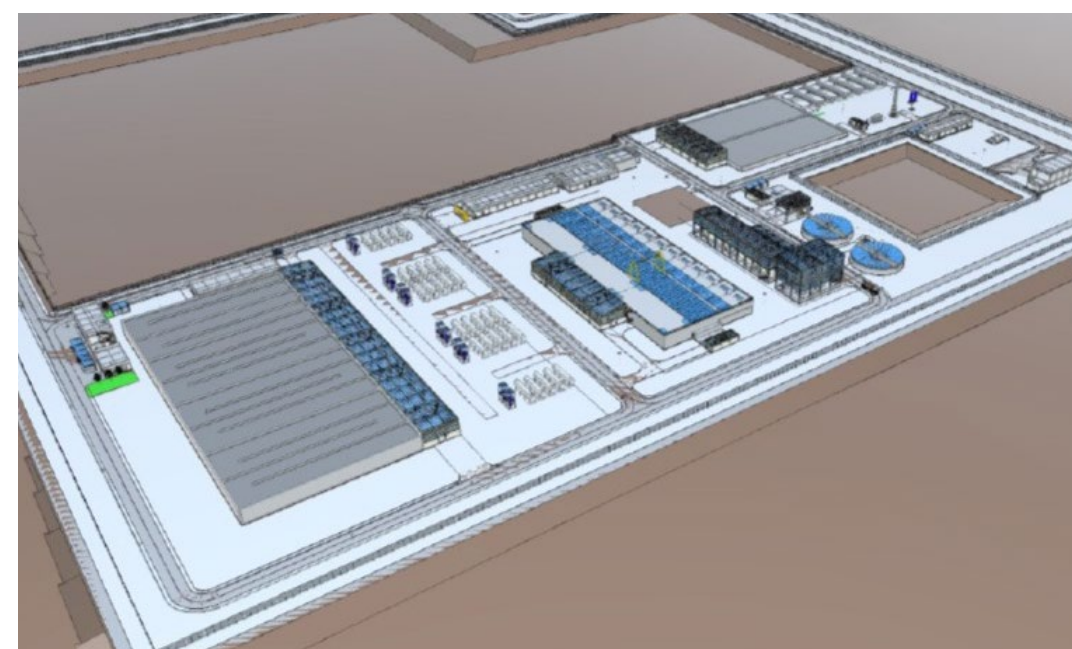
Infrastructure - Jeddah Industrial City 3 Phase 1

Client : Modon
Consultant : Parsons/EGIS
Contractor : Al Rawaf Contracting
Duration : 5 Months
Area : 3,553,772 m²
Technique : Rapid Impact Compaction



Housing Infrastructure Development Project

Client : National Housing Company (NHC)
Contractor : Saad Saeed Al Saadi (SD)
Duration : 1 Month
Area : 81,000 m²
Technique : Rapid Dynamic Compaction



ZULUF Water Treatment Project - Roads

Client : ARAMCO
Contractor : Fisia italmipianti / Rawad Al Binah Cont.
Duration : 2.5 Months
Area : 120,000 m²
Technique : Rapid Impact Compaction




Bryman District

Client : National Housing Company (NHC)
Consultant : Khatib & Alami
Contractor : Al Saadi
Duration : 3 Months
Area : 500,000 m²
Technique : Rapid Impact Compaction

Trusted by the Region's Leading Developers and Visionaries

MUDON

أرامكو السعودية
saudi aramco



دائرة البلديات والنقل
DEPARTMENT OF MUNICIPALITIES
AND TRANSPORT



نسما
nesma
& شركاهم

قطارات الاتحاد
Etihad Rail

معدن
MAADEN

DP WORLD

سابك
sabk

مجموعة روشن
ROSHN GROUP

نيوم
NEOM

Qiddiya


SEVEN
SAUDI
ENTERTAINMENT
VENTURES

ألدار
ALDAR

NHC

LARSEN & TOUBRO

الهيئة الملكية
للجبل وينبع
Royal Commission for Jubail & Yanbu



Enppi

Red Sea
Global

ALULA
DEVELOPMENT COMPANY
شركة العلا للتطوير



Please consider the environment before printing

Document Notice and Copyright

This profile reflects the information, specifications, and capabilities available at the time of publication, December 2025. Terra Firma reserves the right to update or refine any details to support continuous improvement and to meet the evolving needs of our clients. All content in this document is protected by copyright. No text, images, illustrations, or design elements may be copied or reproduced without formal written approval from Terra Firma. Brand names and logos referenced in this profile are the property of their respective owners. They appear for identification purposes only. Printed colours may vary from actual tones due to the printing process involved.



Terra Firma Foundation Contracting

Office 114 & 008, Digital Park A1, Silicon Oasis

P.O. Box 341101, Dubai - UAE

+971 4 388 8453

info@terrafirmaage.com

www.terrafirmaage.com